































































MEN'S BASKETBALL

LEAGUES PARTICIPATED IN:











CENTRAL LEAGUE	(1955–1959)
SEAMOUNT LEAGUE	(1960–1970)
BLACK HILLS LEAGUE	(1970–1989)
NARROWS LEAGUE	(1989–1998)
PAC9 LEAGUE	(1999–2006)
WESTERN CASCADE CONFERENCE	(2006–2008)
Narrows League	(2009–2015)
South Sound Conference	(2016–)

2015-16 North Thurston Varsity Boys Basketball Schedule

Regular Season






























































	Date	North Thurston	Opponent	Result	
	Wed, Dec 2	 North Thurston 55	 W F West 36	Won	
	Fri, Dec 4	 North Thurston 63	 Centralia 34	Won	
	Sat, Dec 5	 North Thurston 51	 Steilacoom 61	Lost	
	* Wed, Dec 9	 North Thurston 54	 Capital 49	Won	
	* Fri, Dec 11	 North Thurston 42	 Lincoln 62	Lost	
	* Wed, Dec 16	 North Thurston 51	 Foss 67	Lost	
	* Fri, Dec 18	 North Thurston 55	 Wilson 62	Lost	
	Mon, Dec 21	 North Thurston 60	 Black Hills 63	Lost	
	Tue, Dec 29	 North Thurston 51	 Tumwater 65	Lost	
	Wed, Dec 30	 North Thurston 59	 Centralia 48	Won	
	* Wed, Jan 6	 North Thurston 58	 Shelton 54	Won	
	* Fri, Jan 8	 North Thurston 67	 Mt. Tahoma 70	Lost	
	* Wed, Jan 13	 North Thurston 70	 Central Kitsap 47	Won	
	* Fri, Jan 15	 North Thurston 59	 Lincoln 66	Lost	
	* Wed, Jan 20	 North Thurston 56	 Capital 53	Won	
	* Fri, Jan 22	 North Thurston 65	 Wilson 66	Lost	
	* Wed, Jan 27	 North Thurston 69	 Foss 80	Lost	
	* Fri, Jan 29	 North Thurston 65	 Mt. Tahoma 55	Won	
	* Tue, Feb 2	 North Thurston 70	 Shelton 60	Won	
	* Thu, Feb 4	 North Thurston 89	 Central Kitsap 43	Won	








Post Season (If Qualified)

	Date/Time	Opponent	Place / Result
	Feb 10 - Feb 20	<u>3A District at Area Sites</u>	
	Wed, Feb 10	 Auburn Riverside	Lost 59-49 
	Fri, Feb 12	 Columbia River	Won 64-39
	Mon, Feb 15	 Kennedy Catholic	Lost 71-58
	Feb 26 - Feb 27	<u>3A Regionals at Regional Sites</u>	
	Mar 3 - Mar 5	<u>3A State at Tacoma Dome</u>	

2014-15 North Thurston Varsity Boys Basketball

Regular Season

	Date	North Thurston	Opponent	Result	
	Tue, Dec 2	 North Thurston 64	 W F West 54	Won	
	Fri, Dec 5	 North Thurston 50	 Centralia 74	Lost	
	* Wed, Dec 10	 North Thurston 58	 Capital 52	Won	
	* Fri, Dec 12	 North Thurston 45	 Lincoln 62	Lost	
	* Wed, Dec 17	 North Thurston 47	 Foss 90	Lost	
	* Fri, Dec 19	 North Thurston 59	 Wilson 86	Lost	
	Mon, Dec 22	 North Thurston 47	 Black Hills 39	Won	
	Mon, Dec 29	 North Thurston 51	 River Ridge 56	Lost	
	Tue, Dec 30	 North Thurston 65	 Timberline 73	Lost	
	Sat, Jan 3	 North Thurston 46	 Tumwater 51	Lost	
	* Wed, Jan 7	 North Thurston 48	 Shelton 69	Lost	
	* Fri, Jan 9	 North Thurston 49	 Mt. Tahoma 40	Won	
	* Wed, Jan 14	 North Thurston 51	 Central Kitsap 60	Lost	
	* Fri, Jan 16	 North Thurston 47	 Lincoln 65	Lost	
	* Wed, Jan 21	 North Thurston 57	 Capital 47	Won	
	* Fri, Jan 23	 North Thurston 55	 Wilson 66	Lost	
	* Wed, Jan 28	 North Thurston 68	 Foss 66	Won	
	* Fri, Jan 30	 North Thurston 70	 Mt. Tahoma 71	Lost	
	* Wed, Feb 4	 North Thurston 56	 Shelton 48	Won	
	* Fri, Feb 6	 North Thurston 50	 Central Kitsap 45	Won	

	Date/Time	Opponent	Place / Result	
	Thu, Feb 12	 Auburn Riverside	Lost 56-53	
	Sat, Feb 14	 Auburn	Won 52-41	
	Tue, Feb 17	 Kennedy Catholic	Lost 58-42	

North Thurston 2009-10 Basketball Schedule Team Varsity 2009-10

Coach Tim Brown Address 600 NE Sleater Kinney Rd, Lacey, WA 98516

Overall 6-14 District 1-7

Home	Away	Neut	Win %	PF	PA	Strk
4-8	2-6	0-0	.300	1154	1238	1L
Date	Opponent	Result				
12/1TBA	Bonney Lake (Bonney Lake, WA) Location: North Thurston High School	82 - 65Loss				
12/4TBA	@ Sumner (Sumner, WA) Location: Sumner High School	54 - 33Win				
12/11TBA	@ River Ridge (Lacey, WA) Location: River Ridge High School	68 - 45Loss				
12/12TBA	@ Lakes (Lakewood, WA) Location: Lakes High School	62 - 55Loss				
12/15TBA	Aberdeen (Aberdeen, WA) Location: North Thurston High School	68 - 67Win				
12/187:00p	Auburn Mountainview (Auburn, WA) Location: North Thurston High School	60 - 56Win				
12/217:00p	Olympia (Olympia, WA) Location: North Thurston High School	56 - 39Loss				
12/29TBA	Tumwater (Tumwater, WA) Location: North Thurston High School	64 - 49Loss				
12/30TBA	Black Hills (Tumwater, WA) Location: North Thurston High School	52 - 51Loss				
1/5TBA	WF West (Chehalis, WA)	62 - 52Win				

Date	Opponent	Result
	Location: North Thurston High School	
1/11TBA	Shelton (Shelton, WA) Location: North Thurston High School	69 - 59Win
1/15TBA	@ Capital (Olympia, WA) Location: Capital High School	62 - 56Loss
1/19TBA	Yelm (Yelm, WA) Location: North Thurston High School	60 - 55Loss
1/22TBA	@ Timberline (Lacey, WA) Location: Timberline High School	73 - 65Loss
1/26TBA	Capital (Olympia, WA) Location: North Thurston High School	75 - 67Loss
1/29TBA	@ Yelm (Yelm, WA) Location: Yelm High School	57 - 54Loss
2/2TBA	@ Timberline (Lacey, WA) Location: Timberline High School	77 - 68Loss
2/5TBA	Capital (Olympia, WA) Location: North Thurston High School	58 - 51Loss
2/97:00p	@ Yelm (Yelm, WA) Location: Yelm High School	59 - 56Win
2/12TBA	Timberline (Lacey, WA) Location: North Thurston High School	69 - 62Loss

North Thurston 2008-09 Basketball Schedule

Mascot Rams Team Varsity 08-09 Colors Purple, White
 Coach Tim Brown
 Overall 15-9 District 6-1

Home **Away** **Neut** **Win %** **PF** **PA** **Strk**

9-3 6-6 0-0 .625 1381 1313 3L

Date	Opponent	Result
12/02TBA	@ Bonney Lake (Bonney Lake, WA) Location: Bonney Lake High School Box Score	62 - 38Win
12/05TBA	Lakes (Lakewood, WA) Location: North Thurston High School Box Score	72 - 62Win
12/06TBA	@ Auburn Mountainview (Auburn, WA) Location: Auburn Mountainview High School Box Score	60 - 54Win
12/09TBA	Sumner (Sumner, WA) Location: North Thurston High School Box Score	55 - 49Win
12/16TBA	@ WF West (Chehalis, WA) Location: WF West High School Box Score	57 - 52Loss
12/227:00p	@ Olympia (Olympia, WA) Location: Olympia High School Box Score	56 - 48Loss
12/29TBA	Tumwater (Tumwater, WA) Location: North Thurston High School Box Score	83 - 77Win
12/30TBA	Black Hills (Tumwater, WA) Location: North Thurston High School Box Score	60 - 55Win
01/02TBA	@ Aberdeen (Aberdeen, WA) Location: Aberdeen High School	54 - 45Win

	<ul style="list-style-type: none"> • Box Score 	
	@ Shelton (Shelton, WA)	
01/05TBA	Location: Shelton High School	56 - 38Win
	<ul style="list-style-type: none"> • Box Score 	
	River Ridge (Lacey, WA)	
01/09TBA	Location: North Thurston High School	65 - 51Loss
	<ul style="list-style-type: none"> • Box Score 	
	Blackburn (Melbourne, Australia)	
01/14TBA	Location: North Thurston High School	62 - 48Loss
	<ul style="list-style-type: none"> • Box Score 	
	Capital (Olympia, WA)	
01/16TBA	Location: North Thurston High School	69 - 65Loss
	<ul style="list-style-type: none"> • Box Score 	
	@ Yelm (Yelm, WA)	
01/20TBA	Location: Yelm High School	57 - 55Win
	<ul style="list-style-type: none"> • Box Score 	
	Timberline (Lacey, WA)	
01/23TBA	Location: North Thurston High School	54 - 44Win
	<ul style="list-style-type: none"> • Box Score 	
	@ Capital (Olympia, WA)	
01/27TBA	Location: Capital High School	52 - 45Win
	<ul style="list-style-type: none"> • Box Score 	
	Yelm (Yelm, WA)	
01/30TBA	Location: North Thurston High School	63 - 42Win
	<ul style="list-style-type: none"> • Box Score 	
	Timberline (Lacey, WA)	
02/03TBA	Location: North Thurston High School	68 - 59Win
	<ul style="list-style-type: none"> • Box Score 	
	Capital (Olympia, WA)	
02/06TBA	Location: North Thurston High School	56 - 54Win
	<ul style="list-style-type: none"> • Box Score 	
	@ Timberline (Lacey, WA)	
02/13TBA	Location: Timberline High School	50 - 48Loss

Box Score

[Yelm \(Yelm, WA\)](#)

Location: North Thurston High School

02/18TBA

[60 - 57Win](#)

- [Box Score](#)

@ [North Kitsap \(Poulsbo, WA\)](#)

Location: North Kitsap High School

02/24TBA

[57 - 45Loss](#)

- [Box Score](#)

@ [Enumclaw \(Enumclaw, WA\)](#)

Location: Enumclaw High School

02/26TBA

[65 - 58Loss](#)

- [Box Score](#)

@ [Kennedy Catholic \(Burien, WA\)](#)

Location: Kennedy Catholic High School

02/28TBA

[58 - 54Loss](#)

- [Box Score](#)

Schedule Legend

- District Game = *
- Playoff Game = **
- Tournament Game = ***

North Thurston 2007-08 Basketball Schedule

Mascot Rams Team Varsity 07-08 Colors Purple, White
 Coach Tim Brown
 Overall 16-6 District 10-2

Home Away Neut Win % PF PA Strk

9-2 7-3 0-1 .727 1426 1220 2L

Date	Opponent	Result
11/27 7:00p	Olympia (Olympia, WA) Location: North Thurston High School	60 - 50 Win
	• Box Score	
11/30 7:00p	@ White River (Buckley, WA) Location: White River High School	65 - 55 Win
	• Box Score	
12/01 TBA	Peninsula (Gig Harbor, WA) Location: North Thurston High School	76 - 50 Win
	• Box Score	
12/04 TBA	Enumclaw (Enumclaw, WA) Location: North Thurston High School	54 - 52 Loss
	• Box Score	
12/07 7:00p	@ River Ridge (Lacey, WA) Location: River Ridge High School	70 - 67 (OT) Win
	• Box Score	
12/14 7:00p	@ Capital (Olympia, WA) Location: Capital High School	74 - 72 Win
	• Box Score	
12/18 7:00p	@ Clover Park (Lakewood, WA) Location: Clover Park High School	65 - 51 Win
	• Box Score	
12/20 7:00p	@ Auburn Riverside (Auburn, WA) Location: Auburn Riverside High School	57 - 55 Loss
	• Box Score	
12/28 7:00p	Wilson (Tacoma, WA) Location: North Thurston High School	72 - 41 Win

- [Box Score](#)

[Tumwater \(Tumwater, WA\)](#)

Location: North Thurston High School

12/297:00p

[70 - 46Win](#)

- [Box Score](#)

[Timberline \(Lacey, WA\)](#)

Location: North Thurston High School

01/047:00p

[54 - 36Win](#)

- [Box Score](#)

[Lakes \(Lakewood, WA\)](#)

Location: North Thurston High School

01/087:00p

[70 - 61Loss](#)

- [Box Score](#)

@ [Shelton \(Shelton, WA\)](#)

Location: Shelton High School

01/117:00p

[58 - 54Win](#)

- [Box Score](#)

@ [Yelm \(Yelm, WA\)](#)

Location: Yelm High School

01/157:00p

[76 - 37Win](#)

- [Box Score](#)

[Capital \(Olympia, WA\)](#)

Location: North Thurston High School

01/227:00p

[67 - 59Win](#)

- [Box Score](#)

[Clover Park \(Lakewood, WA\)](#)

Location: North Thurston High School

01/257:00p

[70 - 55Win](#)

- [Box Score](#)

@ [Timberline \(Lacey, WA\)](#)

Location: Timberline High School

01/297:00p

[63 - 51Win](#)

- [Box Score](#)

@ [Lakes \(Lakewood, WA\)](#)

Location: Lakes High School

02/017:00p

[76 - 53Loss](#)

- [Box Score](#)

[Shelton \(Shelton, WA\)](#)

Location: North Thurston High School

02/057:00p

[73 - 61Win](#)

- [Box Score](#)

[Yelm \(Yelm, WA\)](#)

Location: North Thurston High School

02/087:00p

[72 - 44Win](#)

Box Score

@ [Auburn \(Auburn, WA\)](#)

Location: Auburn High School

02/20TBA

- [Box Score](#)

[64 - 57Loss](#)

[Kennedy Catholic \(Burien, WA\)](#)

Game Details: TBA

02/22TBA

- [Box Score](#)

[70 - 63Loss](#)

Schedule Legend

- District Game = *
- Playoff Game = **
- Tournament Game = ***

2006 - 2007 Western Cascade Conference Men's Basketball

NL	North Thurston	PPS	Wilson	PPS
NL	North Thurston	65	Auburn-Riverside	73
NL	North Thurston	51	Wilson	71
NL	North Thurston	45	Enumclaw	75
NL	North Thurston	65	River Ridge	60
NL	North Thurston	54	Mark Morris	82
NL	North Thurston	37	Olympia	59
NL	North Thurston	52	Peninsula	68
1/5/07	North Thurston	64	Clover Park	62
	Will Sharp(NT) Scored	21 Pts in Game(1/5/07)		
	North Thurston	41	Timberline	35
	North Thurston	67	Capital	56
	North Thurston	74	Yelm	59
	Will Sharp(NT) Scored	26 Pts in Game(1/19/07)		
NL	North Thurston	51	Kelso	61
	Will Sharp(NT) Scored	20 Pts in Game(1/24/07)		
	North Thurston	57	Capital	68
	Will Sharp(NT) Scored	20 Pts in Game(1/26/07)		
	North Thurston	53	Lakes	72
	North Thurston	49	Clover Park	65
	Will Sharp(NT) Scored	20 Pts in Game(1/30/07)		
	North Thurston	67	Shelton	49
	North Thurston	51	Timberline	46
	(Will Sharp(NT) Scored	25 Pts in Game(2/2/07)		
	North Thurston	57	Lakes	79
OT	North Thurston	66	Shelton	57
	North Thurston	47	Yelm	54
	Will Sharp(NT) Scored	20 Pts in Game(2/13/07)		
	3A District Playoff Game Played @	North Thurston(2/22/07)		
	North Thurston	81	Renton	75
	Will Sharp(NT) Scored	26 Pts in Game(2/22/07)		
	Game Tied a Total of 14 Times & No Team Had More Than A 10 Pt Lead			
	3A District Playoff Game Played @	Mt Tahoma(2/24/07)		
	North Thurston	63	Peninsula	53
	3A District Playoff Game Played @	Puyallup(3/2/07)		
	North Thurston	43	Hudson's Bay	64
	3A District Playoff Game Played @	Puyallup(3/3/07)		
	North Thurston	53	Pt Angeles	63
	3A State Tournament Game Played @	Hec-Ed Pavilion(3/7/07)(Day 1)		
	North Thurston	29	Bainbridge	63
	(NT Held Scoreless the First Half of The Game)			
	3A State Tournament Game Played @	Hec-Ed Pavilion(Day 2)(3/8/07)		
LO	North Thurston	56	Pt Angeles	70

See Reverse Side

Central League Final Standings

School	Wins	Losses	Points For	Points Against
Chehalis	11	1	824	650
Elma	11	1	670	577
Shelton	6	6	676	660
Raymond	5	7	596	618
St Martin's	4	8	638	649
Montesano	3	9	621	668
North Thurston	2	10	571	740

2005 - 2006 PAC9 League Men's Basketball

Capital Jamboree: (Not Reported)

NL	North Thurston	48	Wilson	68
	North Thurston	69	River Ridge	68
OT NL	North Thurston	64	Olympia	60
	North Thurston	65	Tumwater	75
	North Thurston	46	Aberdeen	54
	North Thurston	63	Centralia	49
	North Thurston	64	Timberline	59

Mark Morris Holiday Tournament (12-29 & 30-05):

NL	North Thurston	71	Kelso	63
NL	North Thurston	48	Mark Morris	60
1/3/06	North Thurston	55	Yelm	44
	North Thurston	46	Black Hills	36
	North Thurston	48	Chehalis	70
	North Thurston	65	River Ridge	53
	North Thurston	61	Tumwater	51
	North Thurston	66	Aberdeen	45
	North Thurston	74	Centralia	65
	North Thurston	87	Timberline	48
	North Thurston	53	Yelm	55
	North Thurston	59	Black Hills	53
	North Thurston	66	Chehalis	57

3A SW WA Region Playoff Game Played @ No Thurston (2/18/06)

North Thurston	32	Columbia River	51
----------------	----	----------------	----

3A SW WA Region PLOyoff Game Played @ Centralia (2/22/06)

OT LO	North Thurston	54	Black Hills	58
-------	----------------	----	-------------	----

Final PAC9 League Standings

School	League			Overall			PF	PA	GB
	Wins	Losses	%	Wins	Losses	%			
Chehalis	14	02	.875	16	04	.800	1193	995	---
North Thurston	12	04	.750	14	06	.700	1219	1131	2
Tumwater	11	05	.688	15	05	.750	1179	1082	3
Black Hills	09	07	.563	11	09	.550	1079	1017	5
Centralia	08	08	.500	10	10	.500	1098	1108	6
Yelm	08	08	.500	09	11	.450	1050	1053	6
Aberdeen	07	09	.438	08	12	.400	952	988	7
River Ridge	03	13	.188	07	13	.350	1059	1068	11
Timberline	00	16	.000	01	19	.033	1055	1429	14

JV Scores on Reverse Side

JV Scores
Conti.:

NL	North Thurston	31	Fife	46
	North Thurston	NR	Raymond	NR
	North Thurston	30	Shelton	54
	North Thurston	29	Chehalis	65
	North Thurston	24	Elma	60
	North Thurston	25	St. Martin's	38
	North Thurston	38	Montesano	45
	North Thurston	40	Raymond	20
	North Thurston	29	Shelton	38
	North Thurston	42	Chehalis	60
	North Thurston	36	Elma	45
	Season Total:	01 Wins	16 Loss	02 NR

NR = Not Reported in Olympian

Central League Basketball
Standings as of 2/14/57

School	Wins	Losses	PF	PA	%
St. Martin's	09	02	644	516	.818
Montesano	08	02	471	417	.800
Chehalis	07	03	569	512	.700
North Thurston	05	05	484	502	.500
Elma	03	07	535	543	.300
Raymond	03	08	554	612	.273
Shelton	01	09	412	567	.100

Final Central League Standings

School	Wins	Losses	%
St. Martin's	10	02	.833
Montesano	10	02	.833
Chehalis	08	04	.666
North Thurston	05	07	.583
Elma	05	07	.583
Raymond	03	09	.250
Shelton	01	11	.083

2004 - 2005 PAC-9 Men's Basketball

	North Thurston	66	River Ridge	48
NL	North Thurston	69	Olympia	63
	North Thurston	62	Tumwater	41
NL	North Thurston	70	Lakes	63
	North Thurston	69	Centralia	61
	North Thurston	67	Timberline	49
NL	North Thurston	79	Clover Park	68
(EC Canada) NL	North Thurston	99	GP Vanier	49
1/4/05	North Thurston	73	Yelm	52
	North Thurston	65	Black Hills	40
	North Thurston	62	Aberdeen	43
	North Thurston	53	Chehalis	63
	North Thurston	53	River Ridge	48
	North Thurston	77	Tumwater	67
OT	North Thurston	73	Centralia	75
	North Thurston	73	Timberline	40
	North Thurston	70	Yelm	55
	North Thurston	61	Black Hills	54
	North Thurston	59	Aberdeen	71
	North Thurston	59	Chehalis	52

3A District Playoff Games:

Played @ Kelso	North Thurston	72	Chehalis	50
Played @ Chehalis	North Thurston	60	Columbia River	64
Played @ Mark Morris	North Thurston	70 (LO)	Tumwater	59
Played @ Hudson's Bay	North Thurston	53	Aberdeen	42

3A District Placings:

1. Mark Morris (21-3)
2. Columbia River (17-6)
3. No Thurston (20-4)
4. Aberdeen (16-9)

3A State Tournament Games Played @ The Tacoma Dome:

	North Thurston	43	O'Dea	82
DO (LO)	North Thurston	62	Bishop Blanchet	61
(LO)	North Thurston	55	Squalicum	67

Season Record: 21 Wins 06 Losses

All PAC-9 League:

Daily Olympian Player of the Year: Colton Monti Sr No Thurston
 Most Valuable Player: Colton Monti Sr No Thurston
 Coach of the Year: Tim Brown No Thurston

First Team:

Justin Fisher Sr Centralia Ricky McKinney Sr Aberdeen John Ostlund Sr
 Tumwater Nathan Overbay Sr Chehalis Tyson White Jr No Thurston

Second Team:

Josh Brodin Sr No Thurston Taylor Clark Sr Black Hills Geoff Gabler Sr
 Centralia Dane Henze Sr Aberdeen Donald Terry Soph River Ridge

See Reverse Side

Final Central League Standings

School	Wins	Losses	%	PF	PA
North Thurston	11	01	.917	684	587
Chehalis	09	03	.750	750	667
Elma	07	05	.583	706	638
St. Martin's	05	07	.417	620	628
Raymond	05	07	.417	614	689
Shelton	03	09	.250	615	697
Montesano	02	10	.167	546	663

JV Game Scores:

NL	North Thurston	38	Bethel	28
** NL	North Thurston	24	Bethel	26
	North Thurston	39	Shelton	69
NL	North Thurston	29	Peninsula	53
	North Thurston	25	Montesano	42
NL	North Thurston	24	Centralia	53
NL	North Thurston	40	Yelm	38
NL	North Thurston	36	Centralia	58
	North Thurston	36	Chehalis	46
	North Thurston	39	Elma	44
	North Thurston	65	St. Martin's	33
	North Thurston	24	Raymond	74
NL	North Thurston	33	Yelm	32
	North Thurston	40	Montesano	41
	North Thurston	28	Shelton	44
	North Thurston	48	St. Martin's	43
	North Thurston	42	Chehalis	58
	North Thurston	34	Raymond	38
	North Thurston	42	Elma	40

2003 - 2004 PAC 9 League Men's Basketball

NL	North Thurston	59	Foss	62
OT	North Thurston	67	Chehalis	64
NL	North Thurston	57	Mark Morris	76
	North Thurston	73	Tumwater	62
	North Thurston	78	Aberdeen	61

Rochester Holiday Tournament (12-30/31-03):

	NL	North Thurston	69	Yelm	63	
	OT	NL	North Thurston	59	Castle Rock	56
1/8/04	OT	North Thurston	63	Black Hills	62	
		North Thurston	51	Centralia	50	
		North Thurston	63	Timberline	66**	
		North Thurston	51	Yelm	59	
		North Thurston	45	River Ridge	47**	
		North Thurston	92++	Chehalis	77	
		North Thurston	63	Tumwater	44	
		North Thurston	43	Aberdeen	52	
		North Thurston	52	Timberline	59	
		North Thurston	58	Black Hills	77	
		North Thurston	50	Centralia	87	
		North Thurston	71	Yelm	62	
		North Thurston	62	River Ridge	55	

**Won Game with 1 Second on Clock.

++ Colton Monti(NT) Breaks record for most points scored by 1 player in 1 game. He scored 44 pts. Previous high for a single game was set by Dale Ford on January 17, 1961, against Bethel. Score was North Thurston 86 Bethel 47. Dale Ford Scored 40 pts.

3A SW WA Region Playoff Game Played @ Columbia River (2/21/04):

OT	North Thurston	66	RA Long	62
----	----------------	----	---------	----

3A SW WA Region Playoff Game Played @ Tumwater (2/26/04):

	North Thurston	40	Timberline	51
--	----------------	----	------------	----

3A SW WA Region Playoff Game Played @ Mark Morris (2/27/04):

(LO)	North Thurston	54	Columbia River	72
------	----------------	----	----------------	----

See Other Side

2 Found JV Scores:

North Thurston	42	Chehalis	52
North Thurston	34	Raymond	38

JV Scores:

	North Thurston	38	Yelm	33
	North Thurston	40	Shelton	14
	North Thurston	37	Montesano	33
	North Thurston	44	Elma	33
	North Thurston	60	St. Martin's	42
	North Thurston	38	Raymond	47
OT	North Thurston	49	Chehalis	47
	North Thurston	37	Montesano	27

The following JV Games were not reported: Peninsula, Yelm, Bellarmine, Fife, Shelton, St. Martin's, Chehalis, Raymond & Elma

Central League Basketball Final Standings

School	Wins	Losses	PF	PA	%
Elma	11	01	665	582	.916
Chehalis	10	02	807	615	.883
North Thurston	09	03	648	569	.750
Raymond	05	07	698	667	.416
Shelton	04	08	556	586	.333
Montesano	03	09	578	663	.250
St Martin's	00	12	607	731	.000

1958 - 1959 Central League First Team:

Name	School	Position
Rolf Olsen	Raymond	Forward
Dave Dowling	Chehalis	Forward
Dale Ford	No Thurston	Center
Bob Beerbower	Elma	Guard
Joe Tornquist	Elma	Guard

1958 - 1959 Central League Second Team:

Name	School	Postion
George Raines	Montesano	Forward
Jerry Kajar	Chehalis	Forward
Mark George	Elma	Center
Dwayne Bozovee	Chehalis	Guard
Loreen Cooper	No Thurston	Guard

2002 - 2003 PAC9 League Men's Basketball

NL	North Thurston	73	Mountain View	85
OT	North Thurston	70	Chehalis	65
NL	North Thurston	53	Mark Morris	58
	North Thurston	56	Tumwater	39
	North Thurston	45	Aberdeen	58

Rochester Holiday Tournament: (12-27/28-02)

NL	North Thurston	61	Steilacoom	67
NL	North Thurston	78	Rochester	51
1/3/03	North Thurston	49	Timberline	46
	North Thurston	50	Black Hills	64
	North Thurston	56	Centralia	76
OT	North Thurston	81	Yelm	78
	North Thurston	45	River Ridge	41
	North Thurston	57	Chehalis	59
	North Thurston	43	Tumwater	46
	North Thurston	51	Aberdeen	78
	North Thurston	53	Timberline	47
	North Thurston	58	Black Hills	79
	North Thurston	49	Centralia	62
	North Thurston	71	Yelm	80
	North Thurston	52	River Ridge	68

Final PAC9 League Standings

School	League			Overall		
	Wins	Losses	%	Wins	Losses	%
Chehalis	11	05	.688	13	07	.650
Yelm	10	06	.625	12	07	.632
Aberdeen	09	07	.563	11	09	.550
Timberline	08	08	.500	09	11	.450
Centralia	08	08	.500	10	10	.500
Black Hills	08	08	.500	09	11	.450
River Ridge	08	08	.500	11	09	.550
North Thurston	06	10	.375	07	13	.350
Tumwater	04	12	.250	05	15	.250

JV Games on Reverse Side

JV Scores:

NL	North Thurston	**	Aberdeen	**
NL	North Thurston	31	Fife	30
NL	North Thurston	40	Stadium	45
NL	North Thurston	48	Yelm	21
NL	North Thurston	57	Peninsula	45
	North Thurston	**	Peninsula	**
	North Thurston	36	Aberdeen	30
	North Thurston	**	Bellarmine	**
	North Thurston	48	Chehalis	42
	North Thurston	34	Shelton	35
	North Thurston	46	Elma	36
	North Thurston	37	St. Martin's	20
	North Thurston	18	Montesano	19
	North Thurston	65	St. Martin's	42
	North Thurston	48	Chehalis	53
	North Thurston	42	Shelton	54
	North Thurston	26	Montesano	18
	North Thurston	50	Elma	37

**Not Reported in the Olympian

2001 - 2002 PAC9 League Men's Basketball

NL	North Thurston	**	North Mason	**
	North Thurston	63	Chehalis	65
	North Thurston	44	Black Hills	48
	North Thurston	41	Aberdeen	33
	North Thurston	37	Shelton	50
	North Thurston	52	Tumwater	70
	North Thurston	48	Timberline	31
NL	North Thurston	71	Liberty	47
1/4/02	North Thurston	72	Centralia	60
	North Thurston	64	River Ridge	50
	North Thurston	64	Yelm	75
	North Thurston	52	Chehalis	65
	North Thurston	63	Black Hills	57
	North Thurston	53	Aberdeen	62
	North Thurston	73	Shelton	56
	North Thurston	53	Tumwater	51
	North Thurston	49	Timberline	51
	North Thurston	61	Centralia	69
	North Thurston	54	River Ridge	65
	North Thurston	57	Yelm	59

**Game Cancelled

Final PAC9 League Standings

School	League			Overall		
	Wins	Losses	%	Wins	Losses	%
Chehalis	17	01	.944	18	02	.900
Tumwater	10	08	.566	10	10	.500
Aberdeen	10	08	.566	11	09	.550
River Ridge	09	09	.500	10	10	.500
Yelm	09	09	.500	09	11	.450
Centralia	08	10	.444	09	11	.450
Shelton (4A)	08	10	.444	08	11	.421
North Thurston	07	11	.389	08	11	.421
Black Hills	07	11	.389	07	13	.350
Timberline	05	13	.278	05	15	.250

JV Scores Are On Reverse Side

North Thurston Wins the Seamount Championship (8 W 0 L) (11 W 1L Season)
Bethel was Runner Up & Curtis was in 3rd Place

JV Scores:

NL	North Thurston	NSR	South Kitsap	NSR
	North Thurston	43	Fife	36
NL	North Thurston	36	Stadium	40
	North Thurston	55	Curtis	37
	North Thurston	39	Peninsula	55
NL	North Thurston	36	Centralia	37
NL	North Thurston	49	Bellarmine	42
	North Thurston	NSR	White River	NSR
	North Thurston	57	Bethel	32
	North Thurston	44	Shelton	52
	North Thurston	36	Fife	54
	North Thurston	61	Curtis	45
	North Thurston	NSR	Peninsula	NSR
	North Thurston	54	White River	45
	North Thurston	61	Bethel	45
	North Thurston	47	Shelton	36
NL	North Thurston	60	South Kitsap	44

Final Seamount League Standings

School	Wins	Losses	%	PF	PA
North Thurston	11	01	.917	994	662
Shelton	11	01	.917	729	602
Fife	07	05	.583	741	611
Peninsula	05	07	.417	599	644
Bethel	04	08	.333	638	794
++ Curtis	02	09	.182	532	678
++ White River	01	10	.091	494	789

++Final Game Scores Not Reported

1960 - 1961 Seamount League First Team:

Position	Name	School	Yr	Pt Average
F	Keith Shugarts*	No Thurston	12	21.6
F	Laurie Somers	Shelton	12	15.8
C	Dale Ford	No Thurston	12	28.5
G	Jerry Bloomfield	Shelton	12	11.9
G	Jerry Brodigan	Bethel	11	18.2

1960-1961 Seamount League Second Team:

F	Corky Petersen	Shelton	11	13.1
F	Mike Beksinski	Fife	12	8.4
C	Steve Strojan	Fife	12	13.4
G	Jack White	Curtis	11	18.0
G	Dave Williams	Peninsula	12	10.7

Honorable Mention: Herb Toney, No Thurston & Gary Bower, No Thurston

All State Tournament First Team:

Jim Halte Kent Meridian, Jim Hunter Garfield, Bill Douglas, Wapato, Bob Montgomery Mt Vernon & Dick Lee Ballard

All State Tournament Second Team:

Keith Shugarts* No Thurston, Nelson Levias Garfield, Barry Livengood Shadle Park, Charlie Williams Stadium & Gary Carnevali Wapato

Honorable Mention: Dale Ford, North Thurston

*Deceased

2000 - 2001 PAC9 League Men's Basketball

NL	North Thurston	58	Mt Tahoma	64
NL	North Thurston	45	RA Long	56
	North Thurston	55	Shelton	51
	North Thurston	54	River Ridge	59
	North Thurston	40	Chehalis	69
NL	North Thurston	48	Liberty	46
NL	North Thurston	53	Skyview	66
1/2/01	North Thurston	54	Black Hills	51
	North Thurston	48	Aberdeen	59
	North Thurston	56	Timberline	43
	North Thurston	49	Centralia	44
	North Thurston	56	Tumwater	47
	North Thurston	41	Shelton	52
DO	North Thurston	59	River Ridge	65
	North Thurston	32	Chehalis	60
	North Thurston	46	Black Hills	31
	North Thurston	39	Aberdeen	57
	North Thurston	52	Timberline**	57
	North Thurston	46	Centralia	63
	North Thurston	43	Tumwater	37

**Timberline broke North Thurston's 18 Game Win Streak Dating Back to 1991.

3A Playoff Game Played @ RA Long (2/17/01)

(LO)	North Thurston	48	RA Long	46
------	----------------	----	---------	----

3A Playoff Game Played @ Tumwater(2/20/01)

	North Thurston	48	Chehalis	57
--	----------------	----	----------	----

3A Playoff Game Played @ Timberline (2/22/01)

(LO) OT	North Thurston	60	Skyview	64
---------	----------------	----	---------	----

Final PAC9 League Standings

School	League			Overall		
	Wins	Losses	%	Wins	Losses	%
Chehalis	14	02	.875	17	02	.895
River Ridge	12	04	.750	14	06	.700
Aberdeen	11	05	.688	13	05	.723
Centralia	10	06	.625	12	08	.600
Shelton (4A)	10	06	.625	12	08	.600
North Thurston	07	09	.438	08	12	.400
Timberline	05	11	.313	06	14	.300
Black Hills	02	14	.125	02	18	.100
Tumwater	01	15	.063	01	19	.033

JV Scores On Reverse Side

JV Games:

NL		North Thurston	39	South Kitsap	28
		North Thurston	34	Fife	26
NL	OT	North Thurston	39	Federal Way	37
		North Thurston	41	Curtis	63
NL		North Thurston	52	Centralia	30
		North Thurston	50	Pwainsual	33
NL		North Thurston	64	Federal Way	45
NL		North Thurston	38	Centralia	40
		North Thurston	48	White River	40
		North Thurston	51	Bethel	42
		North Thurston	40	Shelton	36
	OT	North Thurston	50	Fife	52
		North Thurston	58	Peninsula	54
		North Thurston	49	White River	25
		North Thurston	54	Bethel	39
		North Thurston	66	Shelton	38
NL		North Thurston	NR	South Kitsap	NR

All Seamount League (1st Team)

Forward:	Wayne Carlson	Sr	6-3	Shelton
Forward:	Vince Nordfors	Sr	6-0	Fife
Center:	Corky Peterson	Sr	6-3	Shelton
Guard:	Jack White	Sr	6-0	Curtis
Guard:	Jerry Brodigan	Sr	6-0	Bethel

All Seamount League (2nd Team)

Forward:	Herb Toney	Sr	5-11	North Thurston
Forward:	Jon Snyder	Sr	6-0	Curtis
Center:	Ed Erickson	Jr	6-1	Fife
Guard:	Bill Sloan	Jr	5-11	Shelton
Guard:	Dave Babbitt	Sr	5-10	Fife

1999 - 2000 PAC9 League Men's Basketball

	NL	North Thurston	51	Mt Tahoma	76
	NL	North Thurston	61	Lincoln	65
		North Thurston	45	Shelton	50
		North Thurston	60	River Ridge	40
	NL	North Thurston	48	Olympia	46
	NL	North Thurston	65	Prairie	58
		North Thurston	71	Chehalis	48
1/6/00		North Thurston	64	Black Hills	70
		North Thurston	61	Aberdeen	63
		North Thurston	49	Timberline	39
		North Thurston	72	Centralia	56
		North Thurston	61	Tumwater	52
		North Thurston	46	Shelton	51
	OT	North Thurston	48	River Ridge	57
		North Thurston	55	Chehalis	58
		North Thurston	71	Black Hills	46
		North Thurston	44	Aberdeen	59
		North Thurston	45	Timberline	41
		North Thurston	68	Centralia	63
		North Thurston	64	Tumwater	50

3A SW WA Region Tournament Game Played @ Columbia River (2/22/00):

North Thurston 51 Mark Morris 58

3A SW WA Region Tournament Game Played @ Columbia River (2/24/00):

LO North Thurston 50 Aberdeen 44

3A SW WA Region Tournament Game Played @ Hudson's Bay (2/25/00):

LO North Thurston 47 Camas 45

3A SW WA Region Tournament Game Played @ Hudson's Bay (2/26/00):

LO North Thurston 53 Timberline 42

3A State Tournament Game Played @ Key Arena (Day 1) (3/1/00):

North Thurston 45 West Valley (Spo) 61

3A State Tournament Game Played @ Key Arena (Day 2) (3/2/00):

LO North Thurston 51 Mark Morris 45

3A State Tournament Game Played @ Key Arena (Day 3) (3/3/00):

LO OT North Thurston 52 Blanchet 50

3A State Tournament Game Played @ Key Arena (Day 4) (3/4/00):

North Thurston 50 Mt Si 62

North Thurston 8th Place & Mt Si 5th Place

Season Total: 16 Wins 12 Losses

See Reverse Side

JV Games:

	NL	North Thurston	39	South Kitsap	28
		North Thurston	34	Fife	26
OT	NL	North Thurston	39	Federal Way	37
		North Thurston	41	Curtis	53
	NL	North Thurston	52	Centralia	30
		North Thurston	50	Peninsula	33
	NL	North Thurston	64	Federal Way	45
	NL	North Thurston	38	Centralia	40
		North Thurston	48	White River	40
		North Thurston	51	Bethel	42
		North Thurston	40	Shelton	36
OT		North Thurston	50	Fife	52
		North Thurston	36	Curtis	40
		North Thurston	58	Peninsula	54
		North Thurston	49	White River	25
		North Thurston	54	Bethel	39
		North Thurston	66	Shelton	38
		North Thurston	NR	South Kitsap	NR

All Seamount League (1st Team)

Forward: Wayne Carlson (Shelton) Sr 6-3 & Vince Nordfors (Fife) Sr 6-0
 Center: Corky Peterson (Shelton) Sr 6-3
 Guards: Jack White (Curtis) Sr 6-0 & Jerry Brodigan (Bethel) Sr 6-0

All Seamount League (2nd Team)

Forwards: Herb Toney (North Thurston) Sr 5-11 & Jon Snyder (Curtis) Sr 6-0
 Center: Ed Erickson (Fife) Jr 6-1
 Guards: Bill Sloan (Shelton) Jr 5-11 & Dave Babbitt (Fife) Sr 5-10

Honorable Mention:

JW Wright (North Thurston) John Gunderson & Pete Klenak (Peninsula, Bill Morton & Wilt Weber (Curtis))

Chinook Jr High School Seamount League Results:

Chinook	29	Fife	22
Chinook	35	Peninsula	36
Chinook	34	White River	24
Chinook	34	Bethel	21
Chinook	43	DuPont (Laughbon)	31
Chinook	31	Fife	33
Chinook	38	Peninsula	35
Chinook	38	White River	19
Chinook	37	Bethel	27
Chinook	27	Curtis	32

Final Record: 09 Wins 03 Losses (2nd Place in Seamount Jr Hi League)

1998 - 1999 Narrows League Men's Basketball

NL	North Thurston	57	Newport	52
NL	North Thurston	79	Kelso	68
	Donny Woods(NT) Scored 22 Pts in Game(12/04/98)			
NL	North Thurston	47	Auburn	54
	North Thurston	47	Foss	57
	North Thurston	86	River Ridge	73
	(Donny Woods(NT) Scored 22 Pts in Game(12/16/98)			
	North Thurston	67	Mt. Tahoma	56
NL	North Thurston	62	Olympia	46
1/6/99	North Thurston	50	Bellarmino	64
	North Thurston	53	Stadium	37
	North Thurston	55	Timberline	48
	North Thurston	58	Gig Harbor	37
	North Thurston	66	South Kitsap	77
	North Thurston	51	Foss	55
	North Thurston	62	River Ridge	52
	North Thurston	52	Mt. Tahoma	54
	North Thurston	63	Wilson	69
	North Thurston	69	Peninsula	36
	Donny Woods(NT) Scored 20 Pts in Game(02/05/99)			
	North Thurston	67	Lincoln	63
	Donny Woods(NT) Scored 22 Pts in Game(02/09/99)			
	North Thurston	51	Gig Harbor	50
	North Thurston	56	South Kitsap	58

JV Scores:

(Games Reported)

NL	North Thurston	56	Newport	45
NL	North Thurston	75	Kelso	34
NL	North Thurston	Won	Auburn	
	North Thurston		River Ridge	Won
	North Thurston		Mt. Tahoma	Won
	North Thurston		Stadium	Won
	North Thurston	58	Timberline	48
	North Thurston	Won	Gig Harbor	
	North Thurston	Won	Mt. Tahoma	
	North Thurston		Wilson	Won
	North Thurston	Won	Peninsula	
	North Thurston	Won	Lincoln	
OT	North Thurston	Won	Gig Harbor	
	North Thurston	Won	South Kitsap	

See Reverse Side

JV Scores Conti.:

North Thurston	69	DuPont (Laughbon)	58
North Thurston	67	Peninsula	35
North Thurston	60	Fife	39
League Total:	12 Wins	02 Losses	
Season Total:	13 Wins	05 Losses	

Won Seamount League Championship

Jr. High School Basketball Games:

Chinook	36	Curtis	34
Chinook	45	Peninsula	39
Chinook	33	DuPont (Laughbon)	29
Chinook	25	White River	28
Chinook	40	Bethel	34
Chinook	35	Sumner	39
Chinook	42	Fife	33
Chinook	36	Curtis	26
Chinook	36	Peninsula	37
Chinook	35	DuPont (Laughbon)	38

Seamount League Jr. High
Standings as of 02/20/64

School	Wins	Losses	%
Sumner	08	00	1.000
Chinook	06	02	.750
Curtis	04	04	.500
Fife	03	05	.375
DuPont (Laughbon)	03	05	.375
Peninsula	03	05	.375
White River	02	06	.250
Bethel	02	06	.250

Seamount League First Team:

Darcy Fast 6-2 Jr Forward No Thurston Vince Strojan 6-2 Sr Forward
Fife Mike Gage 6-4 Sr Center Curtis Mike McCoy 5-10 Jr Guard
Sumner Bill Sniderly 5-11 Sr Guard Sumner

Seamount League Second Team:

LeRoy Lewis 6-2 Sr DuPont Forward Bill Olson 6-4 Sr Bethel
Forward Bob Miller 6-4 Jr DuPont Center Bill Skurdall 5-9 Jr
Peninsula Guard Jim Merritt 5-8 Jr Fife Guard

Honorable Mention:

Craig Goodwin & Dave Sverndsen Sumner Joe Roundy & John Collins No
Thurston Scott Emery White River

1997 - 1998 Narrows League Men's Basketball

NL	North Thurston	58	Kelso	68
NL	North Thurston	74	Auburn	58
	North Thurston	63	Foss	50
	North Thurston	66	River Ridge	75
	North Thurston	66	Mt Tahoma	69
NL	North Thurston	46	Newport	57
1/3/98 NL	North Thurston	59	Curtis	61
NL	North Thurston	48	Eltham	50
	North Thurston	49	Bellarmino	54
OT	North Thurston	54	Stadium	57
	North Thurston	57	Timberline	49
	North Thurston	50	Gig Harbor	60
	North Thurston	64	South Kitsap	52
	North Thurston	72	River Ridge	61
	North Thurston	57	Mt Tahoma	70
	North Thurston	73	Wilson	55
	North Thurston	70	Peninsula	59
	North Thurston	49	Lincoln	46
	North Thurston	47	Gig Harbor	55
	North Thurston	71	Foss	61
	North Thurston	62	South Kitsap	57

4A Narrows League Tournament Played @ St. Martins(2/21/98)

LO	OT	North Thurston	46	Stadium	43
----	----	----------------	----	---------	----

4A Playoff Game Played @ Rogers(2/26/98)

	North Thurston	28	Rogers	34
--	----------------	----	--------	----

4A Playoff Game Played @ PLU(2/28/98)

(LO)	North Thurston	55	Bethel	48
------	----------------	----	--------	----

4A Playoff Game Played @ PLU(3/5/98)

(LO)	North Thurston	54	Bellarmino	65
------	----------------	----	------------	----

Final Narrows Bridge Standings

School	League			Overall		
	Wins	Losses	%	Wins	Losses	%
Gig Harbor	14	02	.875	16	04	.800
Mt Tahoma	13	03	.813	16	04	.800
North Thurston	09	07	.563	10	10	.500
River Ridge	05	11	.313	07	13	.350
Foss	05	11	.313	05	15	.250
South Kitsap	03	13	.188	03	17	.150

See Reverse Side

JV Scores: (Games Reported)

	North Thurston	34	Olympia	60
	North Thurston	22	Sumner	57
	North Thurston	38	Olympia	43
	North Thurston	81	Peninsula	39
1/8/65	North Thurston	62	DuPont (Laughbon)	37
	North Thurston	57	Bethel	44
	North Thurston	61	Foster	48
	North Thurston	40	Fife	50
	North Thurston	69	Curtis	30
	North Thurston	55	Sumner	43
OT	North Thurston	52	Foster	54
	North Thurston	58	DuPont (Laughbon)	53
	North Thurston	76	Peninsula	54
	North Thurston	49	Bethel	53
	North Thurston	56	White River	45
	North Thurston	59	Fife	61

1996 - 1997 Narrows League Men's Basketball

NL	North Thurston	68	Olympic	58
	North Thurston	67	Timberline	61
	North Thurston	73	South Kitsap	53
	North Thurston	48	Bellarmine	61
1/3/97	North Thurston	39	Stadium	31
	North Thurston	59	Wilson	64
	North Thurston	80	Foss	37
	North Thurston	59	Lincoln	57
	North Thurston	74	River Ridge	60
	North Thurston	54	Mt Tahoma	47
	North Thurston	82	Timberline	69
	North Thurston	50	South Kitsap	67
	North Thurston	63	Bellarmine	56
	North Thurston	53	Stadium	62
	North Thurston	71	Wilson	65
NL	North Thurston	61	Curtis	71
	North Thurston	49	Foss	46
	North Thurston	62	Lincoln	45
	North Thurston	85	River Ridge	49
OT	North Thurston	72	Mt Tahoma	71

3A Playoff Game Played @ Rogers(2/27/97):

(LO)	North Thurston	45	Bethel	54
------	----------------	----	--------	----

Final Narrows League Standings

School	League			Overall		
	Wins	Losses	%	Wins	Losses	%
Lincoln	15	03	.833	17	03	.850
North Thurston	14	04	.778	15	05	.750
Wilson	14	04	.778	15	05	.750
Bellarmine	10	08	.586	11	09	.550
Stadium	09	09	.500	09	11	.450
Mt Tahoma	08	10	.444	08	12	.400
River Ridge	06	12	.333	06	14	.300
South Kitsap	06	12	.333	07	13	.350
Timberline	05	13	.278	07	13	.350
Foss	02	16	.111	04	16	.200

See Reverse Side For JV Scores

JV Scores:

North Thurston	54	Curtis	45
North Thurston	NR	Sumner	NR
North Thurston	NR	Foster	NR
North Thurston	NR	DuPont (Laughbon)	NR
North Thurston	49	Peninsula	43
North Thurston	33	Curtis	42
North Thurston	47	Tumwater	45
North Thurston	NR	Bethel	NR
North Thurston	58	White River	32
North Thurston	48	Fife	54
North Thurston	53	Sumner	28
North Thurston	45	Foster	49
North Thurston	NR	DuPont (Laughbon)	NR
North Thurston	54	Peninsula	46
North Thurston	NR	Bethel	NR
North Thurston	48	Tumwater	54
North Thurston	55	White River	44
North Thurston	52	Fife	49

Seamount League Basketball
Final Standings

School	League		PF	PA	Season		%
	Wins	Losses			Wins	Losses	
Peninsula	15	03	1,042	917	15	03	.833
Bethel	13	05	1,056	951	13	05	.772
North Thurston	12	06	969	902	12	06	.667
Curtis	11	07	1,072	1,022	11	07	.611
Foster	11	07	1,210	1,153	11	07	.611
Fife	10	08	1,012	1,010	10	08	.556
Sumner	06	12	973	1,023	06	12	.333
DuPont (Laughbon)	05	13	1,066	1,147	05	13	.278
Tumwater	05	13	867	981	05	13	.278
White River	02	16	860	1,021	02	16	.111

1995 - 1996 Narrows League Basketball

NL	North Thurston	54	Olympic	73
	North Thurston	56	Timberline	52
	North Thurston	49	Bellarmino	58
	North Thurston	45	Stadium	54
NL 1/3/96	North Thurston	49	Curtis	66
	North Thurston	60	Wilson	73
	North Thurston	47	Foss	78
	North Thurston	44	South Kitsap	62
	North Thurston	47	Lincoln	56
	North Thurston	51	River Ridge	48
	North Thurston	42	Mt. Tahoma	48
	North Thurston	66	Timberline	61
	North Thurston	42	Bellarmino	68
	North Thurston	47	Stadium	58
	North Thurston	36	Foss	63
	North Thurston	49	South Kitsap	58
	North Thurston	57	Lincoln	69
	North Thurston	78	River Ridge	66
	North Thurston	38	Mt. Tahoma	77

Narrows League Standings
as of 2-10-96

School	League			Overall		
	Wins	Losses	%	Wins	Losses	%
Foss	14	01	.933	16	01	.941
Wilson	11	03	.786	13	03	.813
Stadium	12	04	.750	14	04	.778
Bellarmino	09	05	.643	11	05	.688
South Kitsap	09	05	.643	10	06	.625
Mt. Tahoma	08	05	.615	10	06	.625
Lincoln	09	07	.563	10	09	.526
North Thurston	03	13	.188	03	14	.176
Timberline	01	15	.063	01	17	.056
River Ridge	00	15	.000	01	17	.056

JV Scores on Reverse Side

Peninsula Wins the Seamount League & North Thurston ended up in a tie for 5th Place

JV Scores:

North Thurston	34	White River	53
North Thurston	NSR	Bethel	NSR
North Thurston	61	Tahoma	40
North Thurston	43	Enumclaw	56
North Thurston	38	Sumner	53
North Thurston	NSR	Fife	NSR
North Thurston	NSR	Foster	NSR
North Thurston	35	Mt Si	53
North Thurston	NSR	Tumwater	NSR
North Thurston	59	Curtis	47
North Thurston	62	DuPont (Laughbon)	33
North Thurston	65	Peninsula	44
North Thurston	NSR	White River	NSR
North Thurston	52	Bethel	43
North Thurston	42	Tahoma	29
North Thurston	53	Sumner	48
North Thurston	NSR	Curtis	NSR
North Thurston	NSR	Peninsula	NSR

NSR = No Score Reported in the Olympian

1994 - 1995 Narrows League Men's Basketball

NL	North Thurston	37	Decatur	63
	North Thurston	57	Mt Tahoma	68
	North Thurston	58	River Ridge	67
	North Thurston	74	Lincoln	61
	North Thurston	60	Stadium	57
NL	North Thurston	62	Melbourne(Australia)	44
NL	North Thurston	58	Curtis	50
1/4/95	North Thurston	59	Timberline	43
	North Thurston	55	South Kitsap	62
	North Thurston	64	Wilson	55
	North Thurston	56	Bellarmino	50
	North Thurston	54	Foss	44
	North Thurston	44	Mt Tahoma	63
	North Thurston	59	Lincoln	56
	North Thurston	60	Stadium	49
	North Thurston	47	River Ridge	46
	North Thurston	57	Timberline	43
	North Thurston	61	South Kitsap	54
	North Thurston	54	Wilson	96
	North Thurston	45	Bellarmino	40
	North Thurston	74	Foss	69

3A District Playoff Game Played @ Rogers(Puyallup)(2/23/95)

(LO)	North Thurston	58	Bethel	62
------	----------------	----	--------	----

Narrows League Standings
as of 2/14/95

School	League			Overall		
	Wins	Losses	%	Wins	Losses	%
North Thurston	13	05	.722	15	05	.750
Mt Tahoma	13	05	.722	15	05	.750
Stadium	11	06	.647	12	07	.632
Wilson	10	07	.588	11	08	.579
South Kitsap	08	08	.500	10	08	.566
Foss	08	09	.471	08	11	.421
Bellarmino	07	10	.412	08	11	.421
Lincoln	07	10	.412	07	12	.368
River Ridge	05	11	.312	06	12	.333
Timberline	01	16	.059	02	17	.105

Final Standings Not Printed

North Thurston & Mt Tahoma Became Co-Champs of Narrows League

See Reverse Side for JV Scores

Seamount Basketball Standings as of 02/10/68

School	League			Season				
	Wins	Losses	PF	PA	%	Wins	Losses	%
Fife (A)	09	00	649	450	1.000	13	02	.929
Sumner	08	01	559	467	.874	14	01	.933
Mt Si (A)	07	02	571	453	.825	13	03	.813
Peninsula	06	03	543	560	.675	10	06	.625
Enumclaw	05	04	608	561	.525	11	05	.688
Foster	04	05	527	556	.444	07	09	.438
Tumwater	04	05	472	519	.444	06	10	.375
Bethel	03	06	528	592	.357	06	09	.400
North Thurston	03	06	391	464	.357	06	10	.375
Tahoma	02	07	466	519	.225	04	12	.250
Curtis	02	07	532	564	.225	03	13	.188
White River	01	08	494	635	.111	01	15	.063

Final Seamount Standings

School	League Wins	Losses	%
Fife (A)	10	01	.909
Sumner	10	01	.909
Mt Si (A)	09	02	.818
Peninsula	07	04	.743
Enumclaw	06	05	.545
Foster	06	05	.545
Tumwater	05	06	.475
North Thurston	04	07	.363
Bethel	04	07	.363
Tahoma	02	09	.182
Curtis	02	09	.182
White River	01	10	.090

1993 - 1994 Narrows League Basketball

OT	NL	North Thurston	54	Rogers (Puyallup)	62
		North Thurston	93	Mt. Tahoma	53
	NL	North Thurston	62	No Central (Spokane)	29
OT		North Thurston	65	Lincoln	67
		North Thurston	63	Stadium	45
		North Thurston	102	River Ridge	64
		North Thurston	65	Timberline	30
1975		North Thurston	46	South Kitsap	41
		North Thurston	68	Wilson	54
		North Thurston	65	Bellarmino	58
		North Thurston	69	Foss	48
		North Thurston	63	Mt. Tahoma	52
		North Thurston	48	Lincoln	50
		North Thurston	66	Stadium	51
		North Thurston	88	River Ridge	59
		North Thurston	74	Timberline	53
		North Thurston	69	South Kitsap	60
		North Thurston	89	Wilson	49
		North Thurston	68	Bellarmino	50
		North Thurston	79	Foss	60

District Triple A Play-Off Games:

		North Thurston	60	Kentwood	53
OT		North Thurston	51	Federal Way	52
		North Thurston	64	Bellarmino	70

State Triple A Tournament Games:

		North Thurston	53	Kamiakin	62
		North Thurston	54	Rogers (Puyallup)	41
		North Thurston	59	Edmonds-Woodway	52
		North Thurston	68	Newport (Bellevue)	56

North Thurston receives the 5th Place Trophy

Season Total: 21 Wins 6 Losses

Final Standings on reverse side

JV Games:

	North Thurston	48	Tumwater	51
	North Thurston	NR	White River	NR
	North Thurston	58	Tahoma (A)	27
NL	North Thurston	43	Olympia	49
NL	North Thurston	37	Hoquiam	37
	North Thurston	NR	Bethel	NR
	North Thurston	NR	Foster	NR
	North Thurston	45	Fife (A)	52
	North Thurston	49	Sumner	52
	North Thurston	NR	Peninsula	NR
	North Thurston	40	Mt Si (A)	34
	North Thurston	42	Curtis	44
	North Thurston	38	White River	43
	North Thurston	73	Tumwater	42
	North Thurston	NR	Tahoma (A)	NR
	North Thurston	81	Bethel	71
	North Thurston	56	Foster	53
	North Thurston	66	Peninsula	61
	North Thurston	58	Enumclaw	52

Seamount League Basketball Final Standings

School	League			Season		
	Wins	Losses	%	Wins	Losses	%
Bethel	09	02	.818	13	05	.722
Sumner	09	02	.818	15	03	.833
Fife (A)	08	03	.780	13	05	.722
Tumwater	07	04	.743	10	08	.556
Enumclaw	07	04	.743	09	09	.500
Foster	06	05	.625	12	06	.667
Mt Si (A)	06	05	.625	09	09	.500
Curtis	04	07	.363	06	12	.333
White River	04	07	.363	06	12	.333
North Thurston	03	08	.273	04	15	.211
Tahoma (A)	02	09	.182	03	15	.167
Peninsula	01	10	.090	04	14	.200

1992 - 1993 Narrows League Basketball Season

NL	North Thurston	60	Capital	57
NL	North Thurston	57	Mariner	50
	North Thurston	87	Wilson	58
	North Thurston	65	Bellarmino	69
	North Thurston	75	Timberline	44
NL	North Thurston	68	Aberdeen	67
NL	North Thurston	60	Rogers	46
	North Thurston	85	Stadium	46
	North Thurston	97	Foss	73
	North Thurston	63	South Kitsap	45
	North Thurston	79	Mt. Tahoma	54
	North Thurston	97	Wilson	62
	North Thurston	64	Bellarmino	67
	North Thurston	61	Timberline	36
	North Thurston	71	Stadium	54
	North Thurston	65	Foss	58
	North Thurston	68	Lincoln	54
	North Thurston	80	South Kitsap	61
	North Thurston	49	Mt. Tahoma	60
	North Thurston	76	Lincoln	47

Triple A Play Off Games:

	North Thurston	57	Federal Way	71
	North Thurston	63	Olympic	81
(LO)	North Thurston	57	Auburn	63

Season Total: 17 Wins 6 Losses

Final Standings on Reverse Side

JV Games

Conti.:

North Thurston	78	Peninsula	36
North Thurston	82	Mt Si	49
North Thurston	68	Curtis	84
North Thurston	74	White River	45
North Thurston	50	Tumwater	40
North Thurston	NR	Tahoma	NR
North Thurston	50	Bethel	37
North Thurston	NR	Foster	NR
North Thurston	62	Enumclaw	56
Season Total:	17 Wins	01 Loss	

Final Seamount Standings

School	Wins	Losses	%	Wins	Losses	%
Sumner	11	00	1.000	17	01	.944
Bethel	10	01	.909	17	01	.944
No Thurston	09	02	.818	13	05	.722
Tumwater	07	04	.743	10	08	.556
Foster	06	05	.625	10	08	.556
Curtis	06	05	.625	10	08	.556
Fife	04	07	.363	08	10	.444
White River	04	07	.363	07	11	.389
Enumclaw	03	08	.273	05	13	.278
Peninsula	03	08	.273	04	14	.222
Mt Si	02	09	.182	05	13	.278
Tahoma	01	10	.090	04	14	.222

1991 - 1992 Narrows League Basketball

NL	North Thurston	74	Central Kitsap	50
NL	North Thurston	70	Capital	42
	North Thurston	56	Foss	66
NL	North Thurston	84	Spanaway Lake	46
	North Thurston	65	Lincoln	48
	North Thurston	46	Bellarmino	55
NL	North Thurston	51	Aberdeen	48
	North Thurston	54	Stadium	47
	North Thurston	62	Wilson	76
	North Thurston	68	Timberline	60
	North Thurston	74	South Kitsap	71
NL *	North Thurston	100	Melbourne	54
	North Thurston	57	Foss	59
	North Thurston	59	Mt Tahoma	51
	North Thurston	35	Lincoln	56
	North Thurston	60	Bellarmino	54
	North Thurston	62	Stadium	29
	North Thurston	66	Wilson	73
	North Thurston	65	Timberline	44
	North Thurston	66	Mt Tahoma	62
	North Thurston	67	South Kitsap	78

Season Total: 14 Wins 7 Losses

*Australia

Final Standings on reverse side

JV Game:

NL	North Thurston	43	Washington	41
NL	North Thurston	NR	Central Kitsap	NR
	North Thurston	44	Aberdeen	43
NL	North Thurston	NR	Central Kitsap	NR
	North Thurston	68	Chehalis	57
	North Thurston	60	Tumwater	36
NL	North Thurston	54	Curtis	52
	North Thurston	45	Hoquiam	57
	North Thurston	NR	Olympia	NR
	North Thurston	47	Centralia	41
	North Thurston	47	Shelton	51
	North Thurston	45	Timberline	29
	North Thurston	NR	Aberdeen	NR
	North Thurston	59	Chehalis	55
	North Thurston	41	Tumwater	49
	North Thurston	44	Hoquiam	62
	North Thurston	33	Olympia	56
	North Thurston	63	Shelton	67
	North Thurston	NR	Centralia	NR
OT	North Thurston	44	Timberline	47

NR = Score Not Reported

Olympia High School Jamboree:

Tumwater	17	North Thurston	15
Shelton	14	Timberline	11
Olympia	30	Tumwater	11
North Thurston	21	Timberline	16
Olympia	22	Shelton	15

Final Black Hills Standings

School	League			Season		
	Wins	Losses	%	Wins	Losses	%
North Thurston	14	02	.875	15	05	.750
Aberdeen	14	02	.875	17	03	.850
Centralia	11	05	.688	13	07	.650
Shelton	08	08	.500	10	10	.500
Hoquiam	08	08	.500	10	10	.500
Tumwater	05	11	.313	07	13	.350
Chehalis	04	12	.250	06	14	.300
Timberline	01	15	.063	01	19	.000

1/5/71

1990 - 1991 Narrows League Basketball

NL	North Thurston	72	Spanaway Lake	80
NL	North Thurston	64	Central Kitsap	61
NL	North Thurston	69	Mark Morris	61
	North Thurston	51	Wilson	71
NL	North Thurston	69	Port Angeles	62
1990	North Thurston	70	Foss	84
	North Thurston	43	Timberline	53
	North Thurston	67	South Kitsap	49
	North Thurston	57	Mt Tahoma	72
	North Thurston	62	Bellarmino	72
	North Thurston	51	Stadium	72
	North Thurston	50	Lincoln	65
	North Thurston	71	Wilson	84
	North Thurston	57	Foss	63
	North Thurston	38	Timberline	58
	North Thurston	70	South Kitsap	73
	North Thurston	48	Mt Tahoma	63
	North Thurston	65	Bellarmino	60
	North Thurston	41	Stadium	62
	North Thurston	59	Lincoln	68

Season Total: 5 Wins 15 Losses

Final Standings on reverse side

Final Black Hills League Standings

Class 3A School	League			Season		
	Wins	Losses	%	Wins	Losses	%
Aberdeen	17	01	.944	18	02	.900
Hoquiam	13	05	.772	13	07	.650
Olympia	08	10	.444	09	11	.450
Class 2A						
Timberline	12	06	.667	14	06	.700
Elma	12	06	.667	14	06	.700
Shelton	08	10	.444	09	11	.450
Tumwater	08	10	.444	09	11	.450
Centralia	07	11	.389	07	13	.250
Chehalis	03	15	.167	03	17	.150
North Thurston	02	16	.111	02	18	.100

1971 - 1972 All Black Hills League (1st Team)

Name	School	Yr	Height	Pt Average
Greg Champlin	Timberline	Jr	6'5"	20.9
Brad Fuhrer	Aberdeen	Sr	6'1"	15.2
Bruce Valentine	Elma	Sr	5'8"	12.3
Steve Zook	Tumwater	Jr	6'4"	17.5
Lee Ferris	Aberdeen	Sr	6'2"	13.9

All Black Hills League (2nd Team)

Joel Postma	Hoquiam	Sr	6'0"	10.0
Bill Literal	Chehalis	Soph	5'11"	13.9
Bob Beck	Olympia	Sr	6'2"	14.4
Neal Springer	No Thrstn	Sr	6'2"	17.8
Bill Gablehouse	Centralia	Jr	6'4"	17.3

Honorable Mention:

No Thurston: Brad Flaherty (C) Chehalis: Frank Janke (C) & Randy Andrews (G)
 Centralia: Marty Miller (F), Bob Blanchard (G) & Larry Calkins (F)
 Shelton: Doug Long (F) & Rick Walker (F)
 Olympia: Mike Partlow (G), Rick Voth (G) & Scott Wall (C)
 Tumwater: Steve Backman (G) & Walt Rye (C)
 Timberline: Al Anderson (F) & John Clement (G)
 Elma: Rick Hinman (C), Tim Prante (G) & Lee Erickson (F)
 Hoquiam: Brian Grunk (F) & Dave Smith (C)
 Aberdeen: Tom May (C) & Mark McCauley (G)

Olympia High School Basketball Jamboree:

Shelton	18	Tumwater	20
Elma	L	Timberline	W
Olympia	18	North Thurston	18
Shelton	16	Timberline	12
Elma	24	North Thurston	20
Olympia	24	Tumwater	20

1989 - 1990 Narrows League Men's Basketball

NL	North Thurston	56	Lakes	83
NL	North Thurston	57	Mark Morris	66
NL	North Thurston	57	Pt Angeles	60
	North Thurston	53	Foss	67
	North Thurston	69	Bellarmino	64
	North Thurston	52	Timberline	56
	North Thurston	35	Lincoln	74
1/3/90	North Thurston	54	Mt Tahoma	57
NL	North Thurston	45	Olympia	81
OT	North Thurston	57	South Kitsap	59
	North Thurston	42	Stadium	56
	North Thurston	69	Wilson	82
	North Thurston	64	Foss	77
	North Thurston	45	Bellarmino	79
	North Thurston	54	Timberline	62
	North Thurston	69	Lincoln	87
	North Thurston	62	Mt Tahoma	84
	North Thurston	67	South Kitsap	42
	North Thurston	40	Stadium	58
	North Thurston	68	Wilson	78

Narrows League Standings
as of 2/14/90

School	League			Season		
	Wins	Losses	%	Wins	Losses	%
Lincoln	13	02	.929	16	03	.842
Bellarmino	11	04	.733	13	06	.684
Foss	09	06	.600	11	08	.579
Timberline	09	07	.563	12	08	.600
Stadium	08	07	.533	11	08	.579
Wilson	08	07	.533	11	09	.550
Mt Tahoma	07	08	.467	09	10	.474
North Thurston	02	13	.133	02	17	.105
South Kitsap	01	14	.067	01	18	.053

JV Results on Reverse Side

Timberline Basketball Jamboree:

Elma	21	Olympia	14
Shelton	25	North Thurston	12
Olympia	26	Shelton	15
Elma	22	Tumwater	19
North Thurston	24	Timberline	23

Final Black Hills Standings

School	League			Season		
	Wins	Losses	%	Wins	Losses	%
Timberline	16	02	.889	17	03	.850
Hoquiam (AAA)	14	04	.778	16	04	.800
Tumwater	12	06	.667	13	07	.650
Aberdeen (AAA)	12	06	.667	13	07	.650
Elma	11	07	.611	11	09	.550
Shelton	09	09	.500	11	09	.550
Olympia (AAA)	08	10	.444	08	12	.400
North Thurston	05	13	.278	07	13	.350
Centralia	02	16	.111	02	18	.100
Chehalis	01	17	.056	01	19	.033

1988 - 1989 Black Hills League Men's Basketball

NL	North Thurston	58	Evergreen	52
	North Thurston	70	Chehalis	69
	North Thurston	59	Tumwater	52
OT	North Thurston	65	Centralia	66
	North Thurston	54	Olympia	57
NL	North Thurston	61	Clover Park	73
1/3/89	North Thurston	63	Hoquiam	48
	North Thurston	91	Shelton	51
	North Thurston	75	Aberdeen	60
	North Thurston	50	Capital	65
	North Thurston	67	Timberline	76
	North Thurston	53	Chehalis	67
	North Thurston	103	Tumwater	64
	North Thurston	58	Centralia	61
	North Thurston	37	Olympia	59
	North Thurston	85	Hoquiam	44
	North Thurston	74	Shelton	57
	North Thurston	85	Aberdeen	59
	North Thurston	68	Capital	70
	North Thurston	49	Timberline	67

School	Final Black Hills League Standings			Overall			Combined	
	League Wins	Losses	%	Wins	Losses	%	Wins	Losses
Olympia	14	02	.875	17	03	.850	17	03
Centralia	14	02	.875	16	04	.800	16	04
Chehalis	09	07	.563	10	10	.500	10	10
Capital	08	08	.500	09	11	.450	09	11
Aberdeen	08	08	.500	08	12	.400	08	12
Hoquiam	08	08	.500	08	12	.400	08	12
Tumwater	07	09	.438	07	13	.350	07	13
Shelton	04	13	.325	04	16	.200	04	16
Elma	00	16	.000	01	18	.053	00	16

Independent 3A Teams:

School	Overall			Combined		
	Wins	Losses	%	Wins	Losses	%
Timberline	18	02	.900	17	01	.944
North Thurston	10	10	.500	09	09	.500

JV Scores on Reverse Side

Black Hills Basketball

Final Standings

School	League		PF	PA	%	Season	
	Wins	Losses				Wins	Losses
Olympia (AAA)	17	01	1108	851	.944	19	01
Timberline	13	05	1177	1175	.772	13	07
Hoquiam	12	06	1218	1101	.667	13	07
Chehalis	09	09	1178	1161	.500	10	10
Shelton	09	09	1050	1032	.500	09	11
Elma	08	10	1146	1111	.444	10	10
Tumwater	07	11	975	995	.389	09	11
Aberdeen (AAA)	07	11	979	1045	.389	07	13
North Thurston	05	13	986	1146	.278	05	15
Centralia	03	15	1067	1268	.167	03	17

1987 - 1988 Black Hills League Men's Basketball

	North Thurston	71	Chehalis	42
	North Thurston	93	Tumwater	63
	North Thurston	65	Centralia	64
	North Thurston	54	Olympia	65
1/5/88	NL North Thurston	59	Clover Park	66
	North Thurston	77	Shelton	67
	North Thurston	84	Aberdeen	54
	NL North Thurston	110	New South Wales	91
	DO North Thurston	76	Capital	80
	North Thurston	60	Timberline	59
	North Thurston	71	Chehalis	64
	North Thurston	72	Tumwater	82
	North Thurston	52	Centralia	60
	North Thurston	52	Olympia	59
	North Thurston	70	Hoquiam	52
	North Thurston	63	Shelton	53
	North Thurston	77	Capital	52
	North Thurston	57	Timberline	72
	North Thurston	79	Hoquiam	47
	North Thurston	57	Aberdeen	71

Season Total: 12 Wins 8 Losses

Elma rejoined Black Hills League w/the Start of the 1987-88 School Yr.

JV Scores & Final Standings on Reverse Side

JV Scores Conti.:

	North Thurston	49		Aberdeen	66
OT	North Thurston	68		Elma	70
	North Thurston	63		Olympia	77
Soph Game	North Thurston	65		Olympia	79
	North Thurston	47		Timberline	70
	North Thurston	70		Centralia	86
	North Thurston	63		Hoquiam	57
	North Thurston	50		Tumwater	57
	Season Total:	05	Wins	13	Losses (Doesn't contain NL Game)

Final JV Black Hills Standings

School	Wins	Losses	%
Aberdeen	16	02	.889
Timberline	13	05	.772
Hoquiam	12	06	.667
Shelton	11	07	.611
Elma	09	09	.500
Tumwater	08	10	.444
Centralia	07	11	.389
Olympia	06	12	.333
North Thurston	05	13	.278
Chehalis	03	15	.167

Final Varsity Black Hills Standings

School	League			Season		
	Wins	Losses	%	Wins	Losses	%
Aberdeen (AAA)	17	01	.944	17	03	.850
Shelton	13	05	.772	15	05	.750
Elma	13	05	.772	15	05	.750
Hoquiam	11	07	.611	13	07	.650
Olympia (AAA)	09	09	.500	10	10	.500
North Thurston	08	10	.444	08	12	.400
Tumwater	07	11	.389	09	11	.450
Centralia	07	11	.389	08	12	.400
Timberline	04	14	.222	04	16	.200
Chehalis	01	17	.056	01	19	.033

1986 - 1987 Black Hills Men's Basketball

NL	North Thurston	57	Mt Rainier	64
	North Thurston	76	Tumwater	48
	North Thurston	67	Centralia	63
	North Thurston	69	Capital	53
	North Thurston	64	Olympia	73
1/2/87 NL	North Thurston	63	Battle Ground	56
	North Thurston	58	Chehalis	55
	North Thurston	49	Shelton	56
	North Thurston	63	Aberdeen	56
OT	North Thurston	78	Hoquiam	74
	North Thurston	49	Timberline	66
	North Thurston	73	Tumwater	59
	North Thurston	76	Centralia	60
	North Thurston	72	Capital	69
	North Thurston	55	Olympia	74
	North Thurston	61	Chehalis	58
OT	North Thurston	75	Shelton	70
OT	North Thurston	73	Aberdeen	68
	North Thurston	81	Hoquiam	70
	North Thurston	67	Timberline	69
2A Playoff Game Played @ Longview (2/25/87):				
	North Thurston	59	Mark Morris	82
2A Playoff Game Played @ Hudson's Bay (2/27/87):				
LO	North Thurston	60	Centralia	64
	Season Total:	14 Wins	08 Losses	

School	League			Season		
	Wins	Losses	%	Wins	Losses	%
Olympia	17	01	.944	18	02	.900
North Thurston	13	05	.772	14	06	.700
Shelton	12	06	.667	14	06	.700
Timberline	11	07	.611	11	09	.550
Capital	09	09	.500	08	11	.421
Centralia	09	09	.500	11	09	.550
Aberdeen	07	11	.389	08	12	.400
Chehalis	07	11	.389	07	13	.350
Hoquiam	03	15	.167	04	16	.200
Tumwater	02	16	.111	02	18	.100

JV Scores on Reverse Side

JV Games Conti.:

	North Thurston	50	Tumwater	58
	North Thurston	51	Timberline	78
DO	North Thurston	54	Centralia	57
	North Thurston	74	Hoquiam	68
	North Thurston	62	Olympia	60
Soph Game	North Thurston	74	Olympia	75
	North Thurston	60	Capital	40

Final Varsity Black Hills Basketball

School	League			Season		
	Wins	Losses	%	Wins	Losses	%
Aberdeen (3A)	20	00	1.000	20	00	1.000
Shelton (2A)	16	04	.800	16	04	.800
Tumwater (2A)	16	04	.800	16	04	.800
Elma (2A)	11	09	.550	11	09	.550
Centralia(2A)	10	10	.500	10	10	.500
Olympia (2A)	09	11	.450	09	11	.450
No Thrstn(2A)	07	13	.350	07	13	.350
Timberline 2A	07	13	.350	07	13	.350
Hoquiam (2A)	07	13	.350	07	13	.350
Chehalis (2A)	05	15	.250	05	15	.250
Capital (2A)	02	18	.100	02	18	.100

Final JV Black Hills Standings

School	League			Season		
	Wins	Losses	%	Wins	Losses	%
Aberdeen	20	00	1.000	20	00	1.000
Centralia	16	04	.800	16	04	.800
Timberline	15	05	.750	15	05	.750
Shelton	11	09	.550	11	09	.550
North Thurston	10	10	.500	10	10	.500
Olympia	10	10	.500	10	10	.500
Hoquiam	10	10	.500	10	10	.500
Tumwater	09	11	.450	09	11	.450
Elma	05	15	.250	05	15	.250
Capital	03	17	.150	03	17	.150
Chehalis	01	19	.033	01	19	.033

1985 - 1986 Black Hills League Men's Basketball

NL	North Thurston	58	Mt Rainier	55
	North Thurston	55	Tumwater	54
	North Thurston	57	Centralia	65
	North Thurston	50	Capital	64
	North Thurston	52	Olympia	84
1/3/86 NL	North Thurston	53	Battle Ground	54
	North Thurston	47	Chehalis	51
	North Thurston	46	Shelton	53
	North Thurston	48	Aberdeen	45
	North Thurston	67	Hoquiam	78
	North Thurston	34	Timberline	57
	North Thurston	55	Tumwater	62
	North Thurston	64	Centralia	73
	North Thurston	56	Capital	48
	North Thurston	56	Olympia	78
	North Thurston	64	Chehalis	59
	North Thurston	62	Shelton	74
*	North Thurston	78	Aberdeen	63
	North Thurston	75	Hoquiam	64
	North Thurston	47	Timberline	66

(No Thurston was knocked out of playoff consideration w/Timberline's victory)

Season Total 07 Wins 13 Losses

*Damon Bogdon(NT) Scored 31 Pts in Game (2/14/86)

JV Scores:

NL	North Thurston		Mt Rainier	Won
	North Thurston	Won	Tumwater	
	North Thurston	45	Centralia	57
	North Thurston		Capital	Won
	North Thurston	35	Olympia	55
1/3/86 NL	North Thurston	NR	Battle Ground	NR
	North Thurston	Won	Chehalis	
	North Thurston	57	Shelton	53
	North Thurston	48	Aberdeen	42
	North Thurston	70	Hoquiam	42
	North Thurston		Timberline	Won
	North Thurston	NR	Tumwater	NR
	North Thurston		Centralia	Won
	North Thurston	47	Capital	58
	North Thurston		Olympia	Won
	North Thurston	60	Chehalis	61
	North Thurston		Shelton	Won
	North Thurston		Aberdeen	Won
	North Thurston	Won	Hoquiam	
	North Thurston		Timberline	Won

Final Standings on reverse side

JV Scores Conti.:

	North Thurston	52	Chehalis	35
Soph Game	North Thurston	64	Chehalis	50
	North Thurston	37	Shelton	67
Soph Game	North Thurston	57	Shelton	56
	North Thurston	45	Tumwater	46
Soph Game	North Thurston	46	Tumwater	36
1/4/77	North Thurston	60	Timberline	51
Soph Game	North Thurston	59	Timberline	47
	North Thurston	39	Centralia	60
Soph Game	North Thurston	68	Centralia	50
	North Thurston	40	Hoquiam	57
Soph Game	North Thurston	65	Hoquiam	54
	North Thurston	40	Aberdeen	52
	North Thurston	49	Olympia	55
Soph Game	North Thurston	69	Olympia	75
	North Thurston	80	Capital	51
Soph Game	North Thurston	54	Capital	56
	North Thurston	65	Elma	48
	North Thurston	64	Chehalis	41
	North Thurston	56	Shelton	48
	North Thurston	57	Tumwater	50
Soph Game	North Thurston	57	Tumwater	33
	North Thurston	59	Timberline	53
	North Thurston	45	Centralia	70
	North Thurston	60	Hoquiam	74
	North Thurston	53	Aberdeen	47
	North Thurston	38	Olympia	59
Soph Game	North Thurston	57	Olympia	66
	North Thurston	NR	Capital	NR
	Season Total:	11 Wins	09 Losses	

NR = Not Reported

Shelton Snaps Aberdeen's 29 Game Varsity Win Streak Dating Back to the 1975-1976 Season (Score: Shelton 74 Aberdeen 63)

Final JV Black Hills Standings

School	League		%
	Wins	Losses	
Centralia	16	04	.800
Timberline	15	05	.772
Hoquiam	13	07	.650
Olympia	12	08	.600
Shelton	12	08	.600
North Thurston	11	09	.550
Aberdeen	11	09	.550
Elma	07	13	.350
Tumwater	06	14	.300
Capital	05	15	.250
Chehalis	03	17	.150

1984 - 1985 Black Hills League Men's Basketball

		North Thurston	60	Hoquiam	52
		North Thurston	65	Elma	87
	NL	North Thurston	46	Chehalis	81
		North Thurston	45	Capital	49
		North Thurston	46	Aberdeen	60
1/4/85	NL	North Thurston	42	Washington	41
		North Thurston	38	Tumwater	55
		North Thurston	76	Timberline	74
		North Thurston	65	Shelton	74
		North Thurston	40	Olympia	70
		North Thurston	45	Yelm	49
		North Thurston	66	Hoquiam	61
		North Thurston	61	Elma	47
		North Thurston	35	Capital	50
		North Thurston	55	Aberdeen	61
		North Thurston	38	Tumwater	48
		North Thurston	61	Timberline	58
		North Thurston	50	Shelton	58
		North Thurston	36	Olympia	55
		North Thurston	57	Yelm	58

JV Scores:

		North Thurston	64	Hoquiam	53
		North Thurston	65	Elma	46
		North Thurston	53	Capital	61
	NL	North Thurston	NR	Chehalis	NR
		North Thurston	40	Aberdeen	56
1/4/85		North Thurston	42	Washington	41
		North Thurston		Tumwater	Won
		North Thurston	46	Timberline	48
		North Thurston	57	Shelton	63
		North Thurston	54	Olympia	53
		North Thurston	57	Yelm	62
		North Thurston	76	Hoquiam	42
		North Thurston	56	Timberline	64
		North Thurston	47	Elma	34
		North Thurston	47	Capital	54
		North Thurston		Aberdeen	Won
		North Thurston		Olympia	Won
		North Thurston	32	Tumwater	46
		North Thurston	47	Shelton	56
		North Thurston	65	Yelm	62

Final Standings on Reverse Side

JV Scores:

NL	North Thurston	47	Timberline	43
NL	North Thurston	63	Seattle Prep	49
NL	North Thurston	78	South Kitsap	83
	North Thurston	54	Aberdeen	57
NL	North Thurston	85	Shorewood	67
1/6/78	North Thurston	49	Chehalis	54
	North Thurston	54	Tumwater	45
	North Thurston	73	Olympia	68
	North Thurston	57	Hoquiam	59
	North Thurston	60	Centralia	48
	North Thurston	49	Shelton	46
	North Thurston	63	Elma	59
	North Thurston	73	Timberline	40
	North Thurston	58	Capital	71
	North Thurston	79	Yelm	40
	North Thurston	64	Chehalis	30
	North Thurston	52	Aberdeen	42
	North Thurston	64	Tumwater	52
	North Thurston	59	Olympia	63
	North Thurston	63	Hoquiam	52

Sophmore Games:

(Games Listed)

North Thurston	68	Timberline	62
North Thurston	47	Shelton	52
North Thurston	50	Aberdeen	53

Final Blk Hills Standings

Division One (1)

School	League			Overall		
	Wins	Losses	%	Wins	Losses	%
Hoquiam	13	03	.813	13	07	.650
North Thurston	12	04	.750	16	04	.800
Aberdeen	10	06	.625	14	06	.700
Olympia	09	07	.563	12	08	.600
Tumwater	04	12	.250	07	13	.350
Chehalis	01	15	.063	03	17	.150

Final Blk Hills Standings

Division Two (2)

School	League			Overall		
	Wins	Losses	%	Wins	Losses	%
Shelton	14	02	.875	15	05	.772
Centralia	12	04	.750	14	06	.700
Elma	11	05	.688	13	07	.650
Capital	05	11	.313	06	14	.300
Timberline	04	12	.250	04	16	.200
Yelm	01	15	.063	01	19	.033

1983-1984 Black Hills League Men's Basketball

North Thurston Jamboree:

	Olympia	23	Capital	21
	North Thurston	21	Timberline	16
	Capital	25	Timberline	16
	Olympia	18	North Thurston	16
NL	North Thurston	84	Chehalis	50
	North Thurston	63	Hoquiam	48
NL	North Thurston	68	Washington	42
	North Thurston	79	Elma	52
	North Thurston	49	Capital	50
	North Thurston	65	Aberdeen	50
1/3/84	North Thurston	69	Tumwater	53
	North Thurston	47	Timberline	48
	North Thurston	57	Shelton	50
	North Thurston	53	Olympia	66
	North Thurston	51	Yelm	68
	North Thurston	61	Hoquiam	57
	North Thurston	69	Elma	41
	North Thurston	57	Capital	44
	North Thurston	45	Aberdeen	56
	North Thurston	43	Tumwater	44
	North Thurston	67	Timberline	43
	North Thurston	66	Shelton	50
	North Thurston	56	Olympia	57
	North Thurston	71	Yelm	49

2A Playoff Game Played @ TU(2/18/84)

(LO)	North Thurston	65	Tumwater	52
------	----------------	----	----------	----

2A Playoff Game Played @ Chehalis (2/22/84)

(LO)	North Thurston	58	RA Long	57
------	----------------	----	---------	----

2A Playoff Game Played @ St. Martin's (2/24/84)

DO (LO)	North Thurston	58	Yelm	59
---------	----------------	----	------	----

Final Black Hills Standings

School	Wins	Losses	%
Aberdeen	13	05	.772
Capital	12	06	.667
Yelm	12	06	.667
North Thurston	11	07	.611
Tumwater	11	07	.611
Hoquiam	10	08	.586
Shelton	10	08	.586
Olympia	08	10	.444
Timberline	02	16	.111
Elma	01	17	.056

JV Results on Reverse Side

Final Black Hills Standings
Division One (1)

School	League			Season		
	Wins	Losses	%	Wins	Losses	%
Olympia	16	00	1.000	19	01	.960
Aberdeen	09	07	.563	11	09	.550
Hoquiam	08	08	.500	10	10	.500
Tumwater	06	10	.375	07	13	.350
North Thurston	06	10	.375	06	14	.300
Chehalis	03	13	.188	04	16	.200

Final Black Hills Standings
Division Two (2)

School	League			Season		
	Wins	Losses	%	Wins	Losses	%
Shelton	13	03	.813	17	03	.850
Centralia	12	04	.800	15	05	.772
Capital	11	05	.688	12	08	.600
Elma	07	09	.438	11	09	.550
Timberline	06	10	.375	08	12	.400
Yelm	00	16	.000	01	19	.033

Final Black Hills JV Standings
Division One (1)

School	League		
	Wins	Losses	%
Aberdeen	13	03	.813
Olympia	11	05	.688
Tumwater	10	06	.625
Chehalis	09	07	.563
Hoquiam	08	08	.500
North Thurston	02	14	.125

Final Black Hills JV Standings
Division Two (2)

School	League		
	Wins	Losses	%
Centralia	14	02	.875
Shelton	13	03	.813
Capital	07	09	.438
Timberline	06	10	.375
Elma	03	13	.188
Yelm	00	16	.000

JV Scores:

NL	North Thurston	47	Timberline	43
NL	North Thurston	63	Seattle Prep	49
NL	North Thurston	78	South Kitsap	83
	North Thurston	54	Aberdeen	57
NL	North Thurston	85	Shorewood	67
1/6/78	North Thurston	49	Chehalis	54
	North Thurston	54	Tumwater	45
	North Thurston	73	Olympia	68
	North Thurston	57	Hoquiam	59
	North Thurston	60	Centralia	48
	North Thurston	49	Shelton	46
	North Thurston	63	Elma	59
	North Thurston	73	Timberline	40
	North Thurston	58	Capital	71
	North Thurston	79	Yelm	40
	North Thurston	64	Chehalis	30
	North Thurston	52	Aberdeen	42
	North Thurston	64	Tumwater	52
	North Thurston	59	Olympia	63
	North Thurston	63	Hoquiam	52

Sophmore Games:

(Games Listed)

North Thurston	68	Timberline	62
North Thurston	47	Shelton	52
North Thurston	50	Aberdeen	53

Final Blk Hills Standings

Division One (1)

School	League			Overall		
	Wins	Losses	%	Wins	Losses	%
Hoquiam	13	03	.813	13	07	.650
North Thurston	12	04	.750	16	04	.800
Aberdeen	10	06	.625	14	06	.700
Olympia	09	07	.563	12	08	.600
Tumwater	04	12	.250	07	13	.350
Chehalis	01	15	.063	03	17	.150

Final Blk Hills Standings

Division Two (2)

School	League			Overall		
	Wins	Losses	%	Wins	Losses	%
Shelton	14	02	.875	15	05	.772
Centralia	12	04	.750	14	06	.700
Elma	11	05	.688	13	07	.650
Capital	05	11	.313	06	14	.300
Timberline	04	12	.250	04	16	.200
Yelm	01	15	.063	01	19	.033

Final Black Hills Standings
Division One (1)

School	League			Season		
	Wins	Losses	%	Wins	Losses	%
Olympia	16	00	1.000	19	01	.960
Aberdeen	09	07	.563	11	09	.550
Hoquiam	08	08	.500	10	10	.500
Tumwater	06	10	.375	07	13	.350
North Thurston	06	10	.375	06	14	.300
Chehalis	03	13	.188	04	16	.200

Final Black Hills Standings
Division Two (2)

School	League			Season		
	Wins	Losses	%	Wins	Losses	%
Shelton	13	03	.813	17	03	.850
Centralia	12	04	.800	15	05	.772
Capital	11	05	.688	12	08	.600
Elma	07	09	.438	11	09	.550
Timberline	06	10	.375	08	12	.400
Yelm	00	16	.000	01	19	.033

Final Black Hills JV Standings
Division One (1)

School	League		
	Wins	Losses	%
Aberdeen	13	03	.813
Olympia	11	05	.688
Tumwater	10	06	.625
Chehalis	09	07	.563
Hoquiam	08	08	.500
North Thurston	02	14	.125

Final Black Hills JV Standings
Division Two (2)

School	League		
	Wins	Losses	%
Centralia	14	02	.875
Shelton	13	03	.813
Capital	07	09	.438
Timberline	06	10	.375
Elma	03	13	.188
Yelm	00	16	.000

Final Black Hills Standings

School	League			Season		
	Wins	Losses	%	Wins	Losses	%
Timberline	15	03	.833	17	03	.850
Capital	14	04	.778	16	04	.800
Aberdeen	12	06	.667	14	06	.700
Shelton	12	06	.667	14	06	.700
Tumwater	12	06	.667	14	06	.700
Hoquiam	10	08	.566	11	09	.550
Olympia	07	11	.389	09	11	.450
Elma	04	14	.222	06	14	.300
North Thurston	04	14	.222	04	16	.200
Yelm	00	18	.000	00	20	.000

Final Black Hills JV Standings

School	Wins	Losses	%
Tumwater	15	03	.833
Olympia	14	04	.778
Shelton	13	05	.722
Aberdeen	12	06	.667
Capital	10	08	.566
Hoquiam	09	09	.500
Elma	08	10	.444
Timberline	06	12	.333
North Thurston	01	17	.056
Yelm	01	17	.056

Final Black Hills Standings

School	Wins	Losses	%	Wins	Losses	%
Timberline	18	00	1.000	20	00	1.000
Capital	14	04	.778	15	05	.750
Olympia	11	07	.611	12	08	.600
Shelton	10	08	.566	11	09	.550
Hoquiam	10	08	.566	11	09	.550
Aberdeen	09	09	.500	10	10	.500
Elma	08	10	.444	10	10	.500
Tumwater	08	10	.444	09	11	.450
North Thurston	03	15	.167	04	16	.200
Yelm	00	18	.000	01	19	.033

1982 - 1983 Black Hills League Men's Basketball

Jamboree Played @ Olympia:

Olympia	23	Capital	21
North Thurston	13	Timberline	11
Capital	22	Timberline	12
North Thurston	16	Olympia	16

(OL Wins Jamboree Due To Coin Flip)

NL	North Thurston	58	Chehalis	64
NL	North Thurston	51	Centralia	97
	North Thurston	45	Timberline	46
	North Thurston	51	Tumwater	58
OT	North Thurston	60	Yelm	59
DO	North Thurston	51	Capital	49
	North Thurston	57	Aberdeen	68
1/4/83	North Thurston	57	Elma	51
	North Thurston	58	Olympia	87
	North Thurston	40	Hoquiam	42
	North Thurston	64	Shelton	66
	North Thurston	37	Timberline	36
	North Thurston	51	Yelm	56
	North Thurston	54	Tumwater	57
	North Thurston	65	Capital	69
	North Thurston	64	Elma	58
	North Thurston	42	Hoquiam	61
	North Thurston	51	Aberdeen	59
	North Thurston	53	Olympia	76
	North Thurston	58	Shelton	69

JV Games:

NL	North Thurston	78	Chehalis	21
NL	North Thurston	46	Centralia	59
	North Thurston	56	Timberline	53
	North Thurston	58	Tumwater	61
	North Thurston	70	Yelm	45
	North Thurston	57	Capital	50
	North Thurston	64	Aberdeen	56
1/4/83	North Thurston	61	Elma	60
	North Thurston	43	Olympia	71
	North Thurston	60	Hoquiam	47
	North Thurston	66	Shelton	64
	North Thurston	73	Timberline	66
	North Thurston	54	Tumwater	59
	North Thurston	60	Yelm	39
	North Thurston	42	Capital	49
	North Thurston	58	Elma	67
	North Thurston	64	Hoquiam	56
	North Thurston	41	Aberdeen	54
	North Thurston	44	Olympia	51
	North Thurston	67	Shelton	76

Final Black Hills Standings

School	League			Season		
	Wins	Losses	%	Wins	Losses	%
Aberdeen	17	01	.944	19	01	.960
Hoquiam	13	05	.772	14	06	.700
Tumwater	12	06	.667	14	06	.700
North Thurston	11	07	.611	13	07	.650
Shelton	11	07	.611	12	08	.600
Olympia	09	09	.500	11	09	.550
Timberline	08	10	.444	09	11	.450
Capital	05	13	.278	06	14	.300
Elma	04	14	.222	04	16	.200
Yelm	00	18	.000	01	19	.033

1981 - 1982 Black Hills Men's Basketball

NL	North Thurston	73	Chehalis	53
	North Thurston	63	Timberline	62
	North Thurston	48	Tumwater	70
	North Thurston	56	Yelm	42
NL	North Thurston	72	Centralia	52
1/5/82	North Thurston	68	Capital	51
	North Thurston	55	Elma	46
	North Thurston	45	Hoquiam	43
	North Thurston	49	Aberdeen	53
	North Thurston	62	Olympia	64
	North Thurston	67	Shelton	77
	North Thurston	67	Timberline	64
	North Thurston	61	Tumwater	80
	North Thurston	76	Yelm	46
	North Thurston	75	Capital	64
	North Thurston	64	Elma	63
OT	North Thurston	55	Hoquiam	60
	North Thurston	55	Aberdeen	65
	North Thurston	65	Olympia	58
OT	North Thurston	64	Shelton	61

2A Playoff Game Played @ SM(2/24/82):

(LO)	North Thurston	40	Tumwater	62
------	----------------	----	----------	----

Capital Jamboree:

North Thurston	20	Timberline	18
Capital	17	Olympia	11
Timberline	19	Olympia	16
North Thurston	23	Capital	22

JV Scores:

	North Thurston	51	Chehalis	46
	North Thurston	55	Timberline	70
	North Thurston	76	Tumwater	51
	North Thurston	66	Yelm	50
DO	North Thurston	62	Centralia	70
1/5/82	North Thurston	70	Capital	68
	North Thurston	Won	Elma	Lost
	North Thurston	70	Hoquiam	48
	North Thurston	56	Aberdeen	69
	North Thurston	58	Olympia	62
	North Thurston	56	Shelton	80
	North Thurston	60	Timberline	56
	North Thurston	64	Tumwater	72
	North Thurston	50	Yelm	56
	North Thurston	60	Capital	73
	North Thurston	48	Elma	61
	North Thurston	73	Hoquiam	58
	North Thurston	80	Aberdeen	85
	North Thurston	41	Olympia	58
	North Thurston	64	Shelton	75

Yelm Ends 76 Game (League) Loss Streak by Beating Elma 48-40 (12/10/82)

School	League			Season		
	Wins	Losses	%	Wins	Losses	%
Aberdeen	16	02	.889	17	03	.850
Hoquiam	16	02	.889	18	02	.900
Olympia	12	06	.667	14	06	.700
Capital	11	07	.611	13	07	.650
Shelton	09	09	.500	11	09	.550
Tumwater	09	09	.500	09	11	.450
Yelm	06	12	.333	06	14	.300
North Thurston	05	13	.278	05	15	.250
Timberline	04	14	.222	04	16	.200
Elma	02	16	.111	03	17	.150

1980 - 1981 Black Hills League Men's Basketball

	NL	North Thurston	48	Chehalis	45
		North Thurston	68	Olympia	83
	NL	North Thurston	53	Centralia	87
		North Thurston	57	Aberdeen	65
		North Thurston	67	Yelm	44
1/6/81		North Thurston	40	Capital	63
		North Thurston	65	Hoquiam	87
		North Thurston	54	Shelton	70
		North Thurston	67	Tumwater	80
		North Thurston	49	Timberline	71
		North Thurston	49	Elma	62
		North Thurston	50	Aberdeen	51
		North Thurston	58	Yelm	45
		North Thurston	50	Olympia	53
		North Thurston	52	Capital	66
	OT	North Thurston	66	Hoquiam	67
		North Thurston	49	Tumwater	70
		North Thurston	61	Shelton	71
		North Thurston	49	Timberline	72
		North Thurston	79	Elma	73

Capital Basketball Jamboree:

Capital	16	Olympia	16
Timberline	16	North Thurston	13
Olympia	25	North Thurston	23
Capital	20	Timberline	16

JV Scores:

	NL	North Thurston	60	Chehalis	44
		North Thurston	56	Olympia	61
	NL	North Thurston	69	Centralia	71
		North Thurston	65	Capital	76
		North Thurston	56	Hoquiam	75
		North Thurston	49	Timberline	55
		North Thurston	68	Shelton	73
		North Thurston	54	Elma	46
		North Thurston	77	Yelm	38
		North Thurston	60	Timberline	57
		North Thurston	45	Olympia	51
		North Thurston	49	Capital	57
		North Thurston	NR	Hoquiam	NR
		North Thurston	61	Shelton	88
		North Thurston	58	Aberdeen	66
		North Thurston	71	Elma	77
		North Thurston	70	Yelm	50
		North Thurston	58	Timberline	55
		North Thurston	NR	Aberdeen	NR

See Reverse Side

JV Scores:

NL	North Thurston	NR	Chehalis	NR
	North Thurston	49	Hoquiam	54
NL	North Thurston	43	Washington	46
	North Thurston	73	Elma	30
	North Thurston	58	Capital	51
1/3/84	North Thurston	46	Aberdeen	45
	North Thurston	43	Tumwater	55
	North Thurston	70	Timberline	58
	North Thurston	49	Shelton	59
	North Thurston	48	Olympia	52
	North Thurston	46	Hoquiam	44
	North Thurston	66	Elma	40
	North Thurston	59	Capital	57
	North Thurston	47	Aberdeen	59
	North Thurston	63	Tumwater	66
	North Thurston	43	Timberline	53
	North Thurston	51	Shelton	63
	North Thurston	69	Olympia	58
	North Thurston	01	Yelm	00*

*Yelm Forfeited Game

Addendum to JV Schedule:

North Thurston	50	Yelm	48
----------------	----	------	----

1979 - 1980 Black Hills League Men's Basketball

Timberline Jamboree:

Capital	23	Olympia	16
Timberline	30	North Thurston	25
Olympia	34	North Thurston	20
Timberline	23	Capital	15

NL	North Thurston	69	Chehalis	80
NL	North Thurston	76	Centralia	87
	North Thurston	67	Olympia	87
	North Thurston	54	Capital	73
1/4/80	North Thurston	77	Hoquiam	81
	North Thurston	64	Tumwater	66
	North Thurston	71	Elma	63
	North Thurston	80	Yelm	66
	North Thurston	41	Timberline	87
OT	North Thurston	55	Aberdeen	57
	North Thurston	48	Olympia	72
	North Thurston	47	Capital	71
	North Thurston	49	Tumwater	80
	North Thurston	40	Shelton	74
	North Thurston	81	Aberdeen	76
	North Thurston	80	Yelm	52
	North Thurston	58	Timberline	84
	North Thurston	63	Shelton	65
	North Thurston	76	Hoquiam	86
	North Thurston	86	Elma	101

JV Scores:

NL	North Thurston	58	Chehalis	48
NL	North Thurston	49	Centralia	70
	North Thurston	56	Olympia	70
	North Thurston	59	Capital	69
1/4/80	North Thurston	72	Hoquiam	76
	North Thurston	43	Tumwater	93
	North Thurston	62	Elma	82
	North Thurston	42	Aberdeen	92
	North Thurston	50	Yelm	53
	North Thurston	62	Timberline	68
	North Thurston	NR	Hoquiam	NR
	North Thurston	53	Shelton	93
	North Thurston	50	Tumwater	80
	North Thurston	72	Aberdeen	90
	North Thurston	48	Elma	69
	North Thurston	70	Yelm	66
	North Thurston	75	Timberline	79
	North Thurston	49	Olympia	69
	North Thurston	53	Shelton	93

See Reverse Side For Final Standings

Final Black Hills Standings

School	Wins	League	Losses	%
Shelton	14		02	.778
Aberdeen	13		05	.772
Capital	11		07	.611
Olympia	11		07	.611
Tumwater	11		07	.611
Timberline	10		08	.566
Yelm	08		10	.444
Elma	07		11	.389
North Thurston	04		14	.222
Hoquiam	02		16	.111

1978 - 1979 Black Hills League Men's Basketball

Olympia Jamboree:

	North Thurston	20	Timberline	20
	Olympia	22	Capital	22
	Olympia	25	Timberline	16
	Capital	27	No Thurston	23

NL	North Thurston	80	South Kitsap	83
NL	North Thurston	65	Timberline	67
NL	North Thurston	55	South Kitsap	85
	North Thurston	69	Aberdeen	68
NL	North Thurston	83	Franklin Pierce	89
1/5/79	North Thurston	73	Chehalis	60
	North Thurston	66	Tumwater	82
	North Thurston	59	Olympia	103
	North Thurston	76	Hoquiam	86
	North Thurston	74	Centralia	95
	North Thurston	63	Shelton	65
	North Thurston	59	Elma	75
	North Thurston	42	Timberline	46
	North Thurston	82	Capital	74
	North Thurston	77	Yelm	58
	North Thurston	54	Centralia	51
	North Thurston	60	Aberdeen	65
	North Thurston	51	Tumwater	58
	North Thurston	80	Olympia	103
	North Thurston	71	Hoquiam	70
	Season Total:	06	Wins 14	Losses

JV Games:

NL	North Thurston	52	So Kitsap	77
NL	North Thurston	58	Timberline	69
NL	North Thurston	51	So Kitsap	76
	North Thurston	49	Aberdeen	78
NL	North Thurston	61	Franklin Pierce	53
1/5/79	North Thurston	61	Chehalis	68
	North Thurston	66	Tumwater	81
	North Thurston	70	Olympia	75
	North Thurston	85	Hoquiam	84
	North Thurston	60	Centralia	69
	North Thurston	52	Shelton	84
	North Thurston	68	Elma	74
	North Thurston	65	Timberline	53
	North Thurston	62	Capital	77
	North Thurston	Won	Yelm	Lost
	North Thurston	41	Chehalis	60
	North Thurston	NR	Aberdeen	NR
	North Thurston	52	Tumwater	67
	North Thurston	79	Olympia	83
	North Thurston	75	Hoquiam	90

Final Black Hills Standings

School	League			Season		
	Wins	Losses	%	Wins	Losses	%
Olympia	16	02	.889	18	02	.900
Centralia	15	03	.833	17	03	.850
Timberline	14	04	.778	15	05	.750
Shelton	13	05	.772	14	06	.700
Chehalis	09	09	.500	11	09	.550
Aberdeen	07	11	.389	08	12	.400
North Thurston	06	12	.333	07	13	.350
Tumwater	04	14	.222	04	16	.200
Capital	04	14	.222	05	15	.250
Hoquiam	02	16	.111	03	17	.150

1977 - 1978 Black Hills League Men's Basketball

Olympia Jamboree:

North Thurston	19	Timberline	17
Capital	19	Olympia	19
Olympia	20	Timberline	12
North Thurston	22	Capital	22

NL	North Thurston	64	Timberline	50
NL	North Thurston	57	Seattle Prep	41
NL	North Thurston	73	South Kitsap	61

Jay Springer(NT) Scored 26 Pts In Game(12/16/77)

North Thurston	65	Aberdeen	67
----------------	----	----------	----

Jay Feeney(NT) Scored 24 Pts IN Game(12/20/77)

NL	North Thurston	80	Shorewood	64
1/6/78	North Thurston	72	Chehalis	59
	North Thurston	67	Tumwater	50
	North Thurston	64	Olympia	63
	North Thurston	52	Hoquiam	53
	North Thurston	54	Centralia	48
	North Thurston	44	Shelton	46
	North Thurston	66	Elma	86
	North Thurston	79	Capital	46

Dean Logue(NT) Scored 22 Pts In Game(2/3/78)

North Thurston	73	Yelm	49
----------------	----	------	----

Jay Springer(NT) Scored 23 Pts In Game(2/7/78)

North Thurston	69	Chehalis	49
North Thurston	67	Aberdeen	56

Dean Logue(NT) Scored 23 Pts In Game(2/14/78)

North Thurston	65	Tumwater	47
North Thurston	65	Olympia	64

Dean Logue(NT) Scored 22 Pts & Jay Feeney Scored 20 Pts In Game(2/21/78)

Addendum:

North Thurston	78	Timberline	
----------------	----	------------	--

Jay Springer(NT) Scored 32 Pts In Game(1/31/78)

3A District Playoff Game Played @ St. Martin's(3/2/78)

North Thurston	55	Shelton	50
----------------	----	---------	----

3A District Championship Playoff Game Played @ St. Martin's(3/4/78)

North Thurston	62	Mark Morris	65
----------------	----	-------------	----

3A District Playoff Game Played @ PLU(3/9/78)

North Thurston	64	Shorewood	74
----------------	----	-----------	----

3A Regional Tournament Game Played @ PLU(3/10/78)

LO	North Thurston	69	Shelton	63
----	----------------	----	---------	----

3A State Tournament Game Played @ UPS Field House(3/17/78)

North Thurston	75	North Kitsap	60
----------------	----	--------------	----

Jay Springer(NT) Scored 21 Pts In Game(3/16/78)

3A State Tournament Game Played @ UPS Field House(3/18/78)

OT	North Thurston	38	Tyee	36
----	----------------	----	------	----

NORTH THURSTON PLACED 5th IN THE STATE TOURNAMENT

JV Scores:

1/2/87

OT

North Thurston	Won	Mt Rainier	
North Thurston	Won	Tumwater	
North Thurston	64	Centralia	50
North Thurston	62	Capital	47
North Thurston	52	Olympia	67
North Thurston	56	Battle Ground	57
North Thurston	61	Chehalis	42
North Thurston	44	Shelton	40
North Thurston	52	Aberdeen	53
North Thurston	91	Hoquiam	59
North Thurston		Timberline	Won
North Thurston	NR	Tumwater	NR
North Thurston	NR	Centralia	NR
North Thurston	79	Capital	64
North Thurston	67	Olympia	64
North Thurston	NR	Chehalis	NR
North Thurston	NR	Shelton	NR
North Thurston	59	Aberdeen	54
North Thurston	Won	HOquiam	
North Thurston	55	Timberline	70

1976 - 1977 Black Hills League Men's Basketball

Timberline Jamboree:

North Thurston	21	Olympia	10
Timberline	16	Capital	11
Capital	22	Olympia	21
North Thurston	35	Timberline	21
North Thurston	45	Elma	59
North Thurston	52	Chehalis	50
North Thurston	41	Shelton	63
North Thurston	48	Tumwater	32
North Thurston	54	Timberline	72
North Thurston	54	Centralia	68
North Thurston	78	Hoquiam	72
North Thurston	49	Aberdeen	59
North Thurston	84	Olympia	63
North Thurston	71	Capital	64
North Thurston	58	Elma	69
North Thurston	64	Chehalis	52
North Thurston	47	Shelton	66
North Thurston	65	Tumwater	66
North Thurston	66	Timberline	62
North Thurston	61	Centralia	69
North Thurston	65	Hoquiam	52
North Thurston	58	Aberdeen	54
North Thurston	55	Olympia	77
North Thurston	66	Capital	72

2A Playoff Games Played @ Chehalis:

(LO)	North Thurston	64	Timberline	62
(LO)	North Thurston	49	Shelton	77

Season Total: 10 Wins 12 Losses

Final Varsity Black Hills Standings

School	League Wins	Losses	%
Shelton	18	02	.900
Elma	14	06	.700
Aberdeen	13	07	.650
Timberline	13	07	.650
Hoquiam	12	08	.600
Centralia	10	10	.500
North Thurston	09	11	.450
Olympia	07	13	.350
Tumwater	06	14	.300
Capital	05	15	.250
Chehalis	03	17	.150

JV Scores:

North Thurston	47	Elma	40
----------------	----	------	----

See Reverse Side

JV Scores:

		North Thurston	57	Chehalis	50
		North Thurston	68	Tumwater	42
		North Thurston	70	Centralia	56
		North Thurston		Olympia	Won
1/5/88	NL	North Thurston		Clover Park	Won
		North Thurston	73	Shelton	64
		North Thurston	58	Aberdeen	65
		North Thurston	48	Capital	52
		North Thurston	57	Timberline	58
		North Thurston	65	Chehalis	47
		North Thurston	Won	Tumwater	
		North Thurston	59	Centralia	60
		North Thurston	NR	Olympia	NR
		North Thurston	55	Hoquiam	39
		North Thurston	NR	Shelton	NR
		North Thurston	Won	Capital	
		North Thurston	82	Timberline	65
		North Thurston	90	Hoquiam	27
		North Thurston	52	Aberdeen	48

Final Black Hills Standings

School	League			Season			Combined		
	W	L	%	W	L	%	W	L	%
Olympia	15	01	.938	18	02	.900	18	02	.900
Centralia	13	03	.813	14	06	.700	14	06	.700
Shelton	10	06	.625	10	10	.500	10	10	.500
Aberdeen	09	07	.563	09	11	.450	09	11	.450
Hoquiam	06	10	.375	06	14	.300	06	14	.300
Chehalis	06	10	.375	06	14	.300	06	14	.300
Capital	05	11	.313	06	14	.300	06	14	.300
Elma	05	11	.313	07	13	.350	05	11	.313
Tumwater	03	13	.188	05	16	.238	04	16	.200

Independent 3A Teams:

School	Season			Combined		
	Wins	Losses	%	Wins	Losses	%
Timberline	18	02	.900	16	02	.889
North Thurston	12	08	.600	12	06	.667

1975 - 1976 Black Hills League Men's Basketball

Olympia High School Jamboree:

Timberline	18	Olympia	16
Capital	10	Tumwater	10
Shelton	15	North Thurston	12
Tumwater	17	Olympia	11
Shelton	29	Timberline	14
North Thurston	20	Capital	16
North Thurston	55	Elma	65
North Thurston	61	Chehalis	55
North Thurston	47	Shelton	56
North Thurston	64	Tumwater	71**
North Thurston	62	Timberline	57
North Thurston	66	Centralia	77
North Thurston	57	Hoquiam	69
North Thurston	52	Aberdeen	65
North Thurston	56	Olympia	52
North Thurston	65	Capital	59
North Thurston	59	Elma	70
North Thurston	40	Chehalis	49
North Thurston	59	Shelton	79
North Thurston	54	Tumwater	55
North Thurston	48	Timberline	63
North Thurston	73	Centralia	68
North Thurston	67	Hoquiam	91
North Thurston	48	Aberdeen	77
North Thurston	66	Olympia	56
North Thurston	74	Capital	61

** Kelly Reynolds (Tum-Guard) Scored 31 Pts 12/16/75

2A SW WA District Playoff Game Played @ Mark Morris:

(LO)	North Thurston	47	Centralia	60
	Season Total:	07 Wins	14 Losses	

JV Scores:

North Thurston	52	Elma	47	
North Thurston	61	Chehalis	40	
North Thurston	65	Shelton	53	
North Thurston	61	Tumwater	42	
North Thurston	61	Timberline	67	
North Thurston	46	Centralia	50	
North Thurston	55	Hoquiam	84	
North Thurston	43	Aberdeen	62	
North Thurston	39	Olympia	68	
Soph Game	North Thurston	47	Olympia	57
	North Thurston	47	Capital	34
Soph Game	North Thurston	57	Capital	59
	North Thurston	51	Elma	50
	North Thurston	55	Chehalis	42
	North Thurston	66	Shelton	76

See Reverse Side

JV Scores:

NL	North Thurston	NR	Evergreen (Van)	NR
	North Thurston	75	Chehalis	46
OT	North Thurston	55	Centralia	51
	North Thurston	NR	Olympia	NR
NL	North Thurston	38	Clover Park	57
	North Thurston	78	Hoquiam	30
	North Thurston	63	Shelton	51
	North Thurston	NR	Aberdeen	NR
	North Thurston	66	Capital	40
	North Thurston	39	Timberline	60
	North Thurston		Chehalis	Won
	North Thurston	60	Tumwater	47
	North Thurston	85	Centralia	57
	North Thurston	43	Olympia	52
	North Thurston	84	Hoquiam	49
	North Thurston	51	Shelton	59
OT	North Thurston	67	Aberdeen	65
	North Thurston	67	Capital	53
	North Thurston	63	Timberline	70

1/3/89

1974 - 1975 Black Hills League Men's Basketball

Northern Black Hills League Jamboree:

	Shelton	17	Tumwater	10
	Elma	22	North Thurston	18
	Olympia	18	Timberline	07
	Elma	20	Shelton	12
	Olympia	13	Tumwater	11
	North Thurston	20	Timberline	15
NL	North Thurston	60	Central Kitsap	61
NL	North Thurston	67	Central Kitsap	75
	North Thurston	61	Chehalis	44
*	North Thurston	61	Shelton	72
1/3/75	North Thurston	64	Aberdeen	69
OT	North Thurston	64	Olympia	71
	North Thurston	66	Timberline	64
	North Thurston	61	Elma	64***
	North Thurston	92	Centralia	67
	North Thurston	85	Hoquiam	72
	North Thurston	54	Tumwater	61
	North Thurston	68	Shelton	73
**	North Thurston	83	Chehalis	50
	North Thurston	61	Aberdeen	73
	North Thurston	64	Elma	62
	North Thurston	68	Olympia	69
	North Thurston	61	Timberline	37
	North Thurston	53	centralia	54
	North Thurston	65	Hoquiam	59
	North Thurston	65	Tumwater	74

2A Playoff Game Played @ Mark Morris:

(LO)	North Thurston	54	Tumwater	57
	Season Total	08 Wins	13 Losses	

* Doug Engle (NT) Scores 31 Pts (12 for 19) in one game (12/13/74)

** Doug Engle (NT) Scores 31 Pts w/19 Rebounds in one game (1/31/75)

*** Steve Thorson (Elma) Scores 44 Pts in one game (Black Hills Record)1/10/75

JV Scores:

NL	North Thurston	NR	Central Kitsap	NR
NL	North Thurston	NR	Central Kitsap	NR
	North Thurston	53	Chehalis	52
	North Thurston	51	Shelton	58
1/3/75	North Thurston	51	Aberdeen	79
	North Thurston	53	Olympia	56
(Soph. Game)	North Thurston	47	Olympia	73
	North Thurston	54	Timberline	58
	North Thurston	71	Centralia	63
	North Thurston	47	Hoquiam	68
	North Thurston	52	Tumwater	55
	North Thurston	58	Chehalis	56
	North Thurston	50	Shelton	66

See Reverse Side

JV Scores:

NL	North Thurston	58	Lakes	63
NL	North Thurston	67	Mark Morris	58
NL	North Thurston	41	Pt Angeles	51
	North Thurston	65	Foss	69
	North Thurston	NR	Bellarmino	NR
	North Thurston	NR	Timberline	NR
	North Thurston	42	Lincoln	59
	North Thurston	NR	Mt Tahoma	NR
	North Thurston	NR	Olympia	NR
	North Thurston	46	Stadium	58
	North Thurston	Won	Wilson	
	North Thurston	58	Foss	59
	North Thurston	63	Bellarmino	64
	North Thurston	Won	Timberline	
	North Thurston	47	Lincoln	60
	North Thurston	58	South Kitwap	76
	North Thurston	62	Stadium	64
	North Thurston	NR	Mt Tahoma	NR
	North Thurston	NR	Wilson	NR

Addendum:

	North Thurston	NR	South Kitsap	NR
--	----------------	----	--------------	----

1/3/90

NL

1973 - 1974 Black Hills Basketball

	North Thurston	55	Shelton	42
NL	North Thurston	47	Central Kitsap	78
	North Thurston	48	Chehalis	61
1973	North Thurston	44	Aberdeen	43
	North Thurston	39	Elma	65
NL	North Thurston	49	Central Kitsap	58
	North Thurston	46	Olympia	57
	North Thurston	56	Timberline	67
	North Thurston	67	Centralia	68
	North Thurston	74	Hoquiam	73
	North Thurston	42	Tumwater	63
	North Thurston	41	Shelton	56
	North Thurston	64	Chehalis	65
	North Thurston	71	Aberdeen	77
	North Thurston	58	Elma	78
	North Thurston	43	Olympia	78
	North Thurston	62	Timberline	58
OT	North Thurston	69	Centralia	63
	North Thurston	61	Hoquiam	80
	North Thurston	46	Tumwater	53

Season Total: 5 Wins 16 Losses

Double A Play Off Game:

(LO) North Thurston 46 Elma 50

Final Standings on Reverse Side

Narrows League Basketball

Standings as of 02/13/91

School	League			Season		
	Wins	Losses	%	Wins	Losses	%
Stadium	12	03	.800	14	04	.778
Foss	11	03	.786	14	04	.778
Mt Tahoma	10	05	.667	10	07	.588
Wilson	09	06	.600	10	08	.566
Timberline	08	06	.571	09	09	.500
Bellarmine	07	07	.500	08	08	.500
Lincoln	06	09	.400	08	11	.421
South Kitsap	03	12	.200	04	15	.211
North Thurston	01	14	.067	04	15	.211

Final Standings were not printed in paper.

1972 - 1973 Black Hills League Men's Basketball

NL	North Thurston	77	Central Kitsap	72
NL	North Thurston	51	Central Kitsap	49
	North Thurston	65	Aberdeen	75
	North Thurston	75	Chehalis	64
1/5/73	North Thurston	44	Tumwater	62
	North Thurston	52	Hoquiam	60
	North Thurston	42	Olympia	62
DO	North Thurston	67	Shelton	69
	North Thurston	64	Centralia	61
	North Thurston	52	Timberline	66
	North Thurston	65	Elma	58
	North Thurston	42	Aberdeen	83
	North Thurston	58	Chehalis	52
	North Thurston	64	Tumwater	67
	North Thurston	52	Hoquiam	86
	North Thurston	52	Olympia	60
	North Thurston	71	Shelton	82
	North Thurston	74	Centralia	59
	North Thurston	60	Timberline	69
	North Thurston	58	Elma	79

Season Total: 07 Wins 13 Losses

JV Games:

NL	North Thurston	54	Central Kitsap	89
NL	North Thurston	31	Central Kitsap	45
	North Thurston	45	Aberdeen	54
	North Thurston	NR	Chehalis	NR
1/5/73	North Thurston	35	Tumwater	63
	North Thurston	NR	Hoquiam	NR
	North Thurston	35	Olympia	65
	North Thurston	50	Shelton	72
	North Thurston	44	Centralia	45
	North Thurston	52	Timberline	79
	North Thurston	NR	Elma	NR
	North Thurston	34	Aberdeen	56
	North Thurston	NR	Chehalis	NR
	North Thurston	62	Tumwater	87
	North Thurston	45	Hoquiam	57
	North Thurston	52	Olympia	71
	North Thurston	NR	Shelton	NR
	North Thurston	43	Centralia	88
	North Thurston	56	Timberline	57
	North Thurston	56	Elma	69

NR= No Score Reported

See Reverse side

1971 - 1972 Black Hills League Men's Basketball

1/4/72	NL	North Thurston	54	Lincoln (Tacoma)	100	
		North Thurston	57	Aberdeen	84	
		North Thurston	75	Chehalis	78	
		North Thurston	71	Tumwater	81	
		North Thurston	57	Hoquiam	70	
		North Thurston	58	Olympia	83	
		NL	North Thurston	65	Central Kitsap	71
			North Thurston	58	Shelton	62
			North Thurston	73	Centralia	85
			North Thurston	64	Timberline	78
			North Thurston	49	Elma	81
			North Thurston	62	Aberdeen	70
			North Thurston	64	Chehalis	58
			North Thurston	51	Tumwater	46
			North Thurston	52	Hoquiam	65
			North Thurston	62	Olympia	64
			North Thurston	56	Shelton	63
		North Thurston	60	Centralia	78	
		North Thurston	59	Timberline	63	
		North Thurston	40	Elma	56	
		Season Total:	02	Wins	18	
				Losses		
		JV Scores:				
1/4/72	NL	North Thurston	31	Lincoln	93	
		North Thurston	38	Aberdeen	78	
		North Thurston	27	Chehalis	35	
		North Thurston	25	Tumwater	52	
		North Thurston	40	Hoquiam	56	
		North Thurston	14	Olympia	65	
		NL	North Thurston	27	Central Kitsap	46
			North Thurston	38	Shelton	72
			North Thurston	25	Centralia	74
			North Thurston	54	Timberline	51
			North Thurston	43	Chehalis	36
			North Thurston	40	Tumwater	58
			North Thurston	33	Aberdeen	87
			North Thurston	30	Hoquiam	56
			North Thurston	13	Olympia	66
			North Thurston	53	Elma	83
			North Thurston	30	Shelton	84
		North Thurston	39	Centralia	65	
		North Thurston	29	Timberline	57	
		North Thurston	42	Elma	77	
		Season Total:	02	Wins	18	
				Losses		

See Reverse Side

Narrows League Basketball
Final Standings

School	League			Season		
	Wins	Losses	%	Wins	Losses	%
Wilson	14	02	.875	18	02	.900
Bellarmino	12	04	.750	14	06	.700
Foss	11	05	.688	13	07	.650
Lincoln	10	06	.625	12	08	.600
North Thurston	09	07	.563	14	07	.667
Timberline	07	09	.438	14	07	.667
Mt Tahoma	05	11	.313	08	13	.381
South Kitsap	04	12	.250	06	14	.300
Stadium	00	16	.000	02	18	.100

Narrows League Basketball

Final Standings

School	League			League		
	Wins	Losses	%	Wins	Losses	%
Bellarmine	15	01	.938	19	01	.960
North Thurston	13	03	.813	17	03	.850
Lincoln	12	04	.750	17	04	.809
Foss	10	06	.625	13	07	.650
Mt. Tahoma	10	06	.625	11	09	.550
Stadium	05	11	.313	05	16	.238
South Kitsap	05	11	.313	07	13	.350
Wilson	02	14	.111	02	17	.105
Timberline	00	16	.000	01	19	.033

1970 - 1971 Black Hills League Men's Basketball

NL	North Thurston	69	Washington	78
NL	North Thurston	60	Central Kitsap	59
	North Thurston	75	Aberdeen	71
NL	North Thurston	84	Chehalis	60
	North Thurston	67	Tumwater	52
NL	North Thurston	60	Curtis	71
1/5/71	North Thurston	52	Hoquiam	48
	North Thurston	65	Olympia	47
	North Thurston	61	Centralia	64
	North Thurston	70	Shelton	56
	North Thurston	52	Timberline	44
	North Thurston	55	Aberdeen	74
	North Thurston	85	Chehalis	48
	North Thurston	68	Tumwater	56
	North Thurston	59	Hoquiam	51
	North Thurston	51	Olympia	47
**	North Thurston	73	Shelton	64
	North Thurston	69	Centralia	63
	North Thurston	63	Timberline	48

3A Playoff Basketball Game:

(LO)	North Thurston	52	Hudson's Bay	55
------	----------------	----	--------------	----

*Lew Monta Scores 30 Pts in One Game on 2/16/71

See Reverse Side

Narrows League Basketball
Final Standings

School	Wins	Losses	%	Wins	Losses	%
Lincoln	16	02	.889	18	02	.900
North Thurston	16	02	.889	17	03	.850
Bellarmino	14	04	.778	16	04	.800
South Kitsap	11	07	.611	12	08	.600
Stadium	09	09	.500	10	10	.500
Wilson	09	09	.500	09	11	.450
Mt. Tahoma	06	12	.333	08	12	.400
Foss	05	13	.278	05	15	.250
River Ridge	04	14	.222	04	16	.200
Timberline	00	18	.000	01	19	.033

1969 - 1970 Seamount League Men's Basketball

	NL	North Thurston	52	Tumwater	40
	NL	North Thurston	64	White River	66
	NL	North Thurston	71	Tahoma	33
	NL	North Thurston	54	Olympia	66
	NL	North Thurston	49	Hoquiam	41
1/6/70	NL	North Thurston	58	Bethel	73
	NL	North Thurston	59	Foster	58
		North Thurston	67	Fife	47
		North Thurston	55	Sumner	71
		North Thurston	62	Peninsula	57
		North Thurston	58	Enumclaw	46
		North Thurston	69	Mt Si	52
		North Thurston	64	Curtis	46
		North Thurston	72	White River	70
		North Thurston	38	Tahoma	37
		North Thurston	42	Bethel	56
		North Thurston	59	Foster	52
		North Thurston	51	Tumwater	40
		Season Total:	13 Wins	06 Losses	

3A Playoff Basketball Game:

(LO)	North Thurston	44	Mercer Island	54
------	----------------	----	---------------	----

JV Games:

	NL	North Thurston	72	Tumwater	54
	NL	North Thurston	69	White River	34
	NL	North Thurston	74	Tahoma	50
	NL	North Thurston	NR	Olympia	NR
	NL	North Thurston	50	Hoquiam	45
1/6/70	NL	North Thurston	71	Bethel	46
	NL	North Thurston	64	Foster	32
		North Thurston	NR	Fife	NR
		North Thurston	67	Sumner	62

See Reverse Side

JV Scores:

North Thurston	57	Decatur	76
North Thurston		Mt Tahoma	Won
North Thurston		Lincoln	Won
North Thurston		Stadium	Won
North Thurston	51	River Ridge	61
North Thurston	60	Melbourne	54
North Thurston	NR	Curtis	NR
North Thurston	NR	Timberline	NR
North Thurston	41	South Kitsap	42
North Thurston	NR	Wilson	NR
North Thurston		Bellarmino	Won
North Thurston		Foss	Won
North Thurston		Mt Tahoma	Won
North Thurston		Lincoln	Won
North Thurston	NR	Stadium	NR
North Thurston	52	River Ridge	51
North Thurston	65	Timberline	46
North Thurston	62	South Kitsap	48
North Thurston	31	Wilson	40
North Thurston		Bellarmino	Won
North Thurston	64	Foss	65

NL
NL

1/4/95

1968 - 1969 Seamount League Men's Basketball

NL	North Thurston	45	Tumwater	54
NL	North Thurston	50	White River	49
NL	North Thurston	52	Tahoma (A)	56
NL	North Thurston	40	Olympia	55
NL	North Thurston	65	Hoquiam	73
1/3/69	NL	North Thurston	Bethel	67
		North Thurston	Foster	59
		North Thurston	Fife (A)	60
		North Thurston	Sumner	55
		North Thurston	Peninsula	74
		North Thurston	Mt Si (A)	60
**		North Thurston	Curtis	64
		North Thurston	White River	61
		North Thurston	Tumwater	53
		North Thurston	Tahoma (A)	47
		North Thurston	Bethel	64
		North Thurston	Foster	69
		North Thurston	Peninsula	62
		North Thurston	Enumclaw	71
		3A Playoff Games:	(Both Played @ Franklin Pierce)	
(LO)		North Thurston	South Kitsap	48
(LO)		North Thurston	Federal Way	88
		**Dave Holman from North Thurston scored 30 Points on 2/11/69		
		Season Total:	05 Wins	16 Losses
		Sophomore Game:	(Only One Listed)	
		North Thurston	33	Olympia 56

See Reverse Side for JV Games & Final Standings

JV Scores:

	NL	North Thurston	NR	Olympic	NR
		North Thurston	37	Timberline	57
		North Thurston	NR	Bellarmino	NR
		North Thurston	NR	Stadium	NR
OT	NL	North Thurston	67	Curtis	68
1/3/96		North Thurston	NR	Wilson	NR
		North Thurston	65	Foss	50
		North Thurston		South Kitsap	Won
		North Thurston	NR	Lincoln	NR
		North Thurston	58	River Ridge	48
		North Thurston	62	Mt Tahoma	58
		North Thurston	Won	South Kitsap	
		North Thurston	60	Bellarmino	45
		North Thurston		Stadium	Won
		North Thurston	NR	Timberline	NR
		North Thurston		Wilson	Won
		North Thurston	Won	Foss	
		North Thurston	Won	Lincoln	
		North Thurston	Won	River Ridge	
		North Thurston		Mt Tahoma	Won

1967 - 1968 Seamount League Men's Basketball

NL	North Thurston	44		Tahoma	40
NL	North Thurston	40		Peninsula	52
NL	North Thurston	53		Bethel	37
NL	North Thurston	34		Sumner	52
NL	North Thurston	58		Tumwater	55
	North Thurston	42		Enumclaw	41
NL	North Thurston	43		Curtis	49
1/5/68	OT	North Thurston	43	Foster	45
NL	North Thurston	50		Shelton	53
	North Thurston	63		White River	48
	North Thurston	36		Fife	75
	North Thurston	32		Mt Si	47
	North Thurston	31		Tumwater	41
	North Thurston	48		Curtis	47
	North Thurston	44		Sumner	66
	North Thurston	52		Bethel	54
	North Thurston	61		Peninsula	74
	North Thurston	67		Tahoma	65
	Season Total:	07	Wins	11	Losses

JV Games:

	North Thurston	**		Tahoma	**
	North Thurston	43		Peninsula	41
	North Thurston	**		Bethel	**
	North Thurston	**		Sumner	**
	North Thurston	52		Tumwater	37
	North Thurston	**		Enumclaw	**
	North Thurston	**		Curtis	**
	North Thurston	42		Foster	62
NL	North Thurston	48		Shelton	51
	North Thurston	44		White River	35
	North Thurston	**		Fife	**
	North Thurston	58		Mt Si	77
	North Thurston	45		Tumwater	44
	North Thurston	39		Curtis	45
	North Thurston	38		Sumner	63
	North Thurston	**		Bethel	**
	North Thurston	**		Peninsula	**
	North Thurston	60		Tahoma	58

** Scores Not Reported In The Olympian

See Reverse Side

JV Scores:

1/3/97	NL	North Thurston	67	Olympic	58
		North Thurston	102	Timberline	63
		North Thurston	Won	South Kitsap	
		North Thurston	59	Bellarmino	47
		North Thurston	35	Stadium	47
		North Thurston	49	Wilson	61
		North Thurston	78	Foss	44
		North Thurston	56	Lincoln	52
		North Thurston		River Ridge	Won
		North Thurston	58	Mt. Tahoma	57
		North Thurston	Won	Timberline	
		North Thurston		South Kitsap	Won
		North Thurston	63	Bellarmino	56
		North Thurston	Won	Stadium	
		North Thurston	41	Wilson	48
	NL	North Thurston	NR	Curtis	NR
		North Thurston		Foss	Won
	North Thurston	Won	Lincoln		
	North Thurston	61	River Ridge	55	
	North Thurston	66	Mt. Tahoma	63	

1966 - 1967 Seamount League Men's Basketball

	North Thurston	49	White River	36
OT	North Thurston	66	Bethel	63
	North Thurston	87	Tahoma	58
	North Thurston	77	Enumclaw	61
	North Thurston	53	Sumner	57
	North Thurston	52	Fife	44
	North Thurston	61	Foster	76
	North Thurston	71	Curtis	35
1/6/67	North Thurston	67	Mt Si	79
OT	North Thurston	48	Tumwater	50
	North Thurston	84	DuPont (Laughbon)	45
	North Thurston	48	Peninsula	50
	North Thurston	78	White River	64
	North Thurston	62	Bethel	57
	North Thurston	67	Tahoma	60
	North Thurston	49	Sumner	70
	North Thurston	80	Curtis	63
	North Thurston	49	Peninsula	59
	Season Total:	11	Wins 07 Losses	

Seamount League Standings as of 2/23/67

School	League			Season		
	Wins	Losses	%	Wins	Losses	%
Peninsula	10	01	.909	15	02	.882
Mt Si	10	02	.833	16	02	.889
Sumner	08	03	.727	11	05	.688
Bethel	07	04	.636	12	05	.706
North Thurston	07	04	.636	11	06	.647
Foster	07	04	.636	10	07	.588
Tumwater	07	04	.636	09	08	.600
Fife	06	06	.500	11	07	.611
Enumclaw	02	10	.200	02	16	.111
Tahoma	02	10	.200	02	16	.111
White River	01	10	.090	04	13	.235
DuPont (Laughbon)	01	10	.090	02	15	.117

See Reverse Side

Final Narrows Bay Standings

School	League			Overall		
	Wins	Losses	%	Wins	Losses	%
Wilson	12	04	.750	16	04	.800
Lincoln	11	05	.688	13	07	.600
Bellarmino	11	05	.688	13	07	.600
Stadium	08	08	.500	11	09	.550
Timberline	03	13	.188	04	16	.200
Peninsula	01	15	.063	02	18	.100

JV Scores:

NL	North Thurston	NR	Kelso	NR
NL	North Thurston	NR	Auburn	NR
	North Thurston	48	Foss	64
OT	North Thurston	65	River Ridge	62
	North Thurston	NR	Mt Tahoma	NR
NL	North Thurston		Newport	Won
1/3/98 NL OT	North Thurston		Curtis	Won
	North Thurston	NR	Stadium	NR
	North Thurston	NR	Timberline	NR
	North Thurston	NR	Gig Harbor	NR
OT	North Thurston	Won	South Kitsap	
	North Thurston		Foss	Won
	North Thurston	Won	River Ridge	
	North Thurston	55	Mt Tahoma	51
	North Thurston		Wilson	Won
	North Thurston	Won	Peninsula	
	North Thurston	Won	Lincoln	
	North Thurston	51	Gig Harbor	66
	North Thurston	Won	South Kitsap	

1965 - 1966 Seamount League Men's Basketball

	North Thurston	45	Curtis	52
	North Thurston	57	Summer	63
	North Thurston	66	Foster	58
	North Thurston	58	DuPont (Laughbon)	55
OT	North Thurston	67	Peninsula	68
	North Thurston	57	Curtis	44
	North Thurston	59	Tumwater	47
1/7/66	North Thurston	52	Bethel	58
	North Thurston	49	White River	40
	North Thurston	62	Fife	46
	North Thurston	48	Summer	43
	North Thurston	46	Foster	44
	North Thurston	58	DuPont (Laughbon)	53
	North Thurston	49	Peninsula	51
	North Thurston	41	Bethel	46
	North Thurston	53	Tumwater	44
	North Thurston	52	White River	50
	North Thurston	50	Fife	41

2A Playoff Game Played @ Central Kitsap:

(LO)	North Thurston	47	Port Angeles	71
	Season Total:	12 Wins	07 Losses	

All Seamount League 1st Team:

Bob Bishop	Sr	North Thurston	Forward
Dan Blue	Sr	Foster	Forward
Greg Powell	Sr	Bethel	Center
Rick Fabiani	Jr	Summer	Guard
Tim Parker	SR	Foster	Guard

All Seamount League 2nd Team:

Larry McKay	Fife	Forward
Dave Hart	DuPont (Laughbon)	Forward
George Olsen	Peninsula	Center
Marty Merin	Peninsula	Guard
Lee Springer	No Thurston	Guard

Honorable Mention:

Willie Hall & Bobby Fletcher DuPont (Laughbon)

See Reverse Side for JV Scores & Final Standings

Narrows League Bay Division Standings as of 02/14/99

School	League			Overall		
	Wins	Losses	%	Wins	Losses	%
Wilson	11	04	.733	15	04	.789
Lincoln	11	04	.733	13	06	.684
Bellarmino	10	05	.667	12	07	.632
Stadium	08	07	.533	11	08	.579
Timberline	03	12	.200	04	15	.211
Peninsula	01	14	.067	02	17	.105

Narrows League Bridge Division Standings as of 02/14/99

School	League			Overall		
	Wins	Losses	%	Wins	Losses	%
Gig Harbor	12	02	.857	14	04	.778
Mt. Tahoma	12	03	.800	15	04	.789
North Thurston	08	06	.571	09	10	.474
River Ridge	05	10	.333	07	12	.368
Foss	05	10	.333	05	14	.263
South Kitsap	03	12	.200	03	16	.158

1964-1965 Seamount League Men's Basketball

	North Thurston	57	Curtis	58
NL	North Thurston	55	Olympia	63
	North Thurston	56	Sumner	48
NL	North Thurston	60	Olympia	69
	North Thurston	52	DuPont(Laughbon)	48
OT	North Thurston	63	Peninsula	56
1/8/65	North Thurston	56	Bethel	41
	North Thurston	65	White River	57
	North Thurston	71	Foster	59
	Darcy Fast(NT) Scored 32 Pts in Game(1/16/65)			
	North Thurston	66	Fife	56
	North Thurston	54	Curtis	60
	North Thurston	51	Sumner	58
	North Thurston	50	Foster	51
	North Thurston	59	DuPont(Laughbon)	56
	North Thurston	68	Peninsula	60
	North Thurston	50	Bethel	52
	North Thurston	98	White River	61
	Darcy Fast(NT) Scored 38 Pts in Game(2/20/65)			

2A District Playoff Game Played @ Fife(3/2/65)

(LO)	North Thurston	57	South Kitsap	68
	(North Thurston Had 23 Team Fouls & South Kitsap Had 31 Team Fouls)			

Final Seamount League Standings

School	League			PF	PA	Season		
	Wins	Losses	%			Wins	Losses	%
Sumner	14	02	.875	981	792	15	03	.833
Foster	13	03	.813	1106	1010	14	04	.778
No Thurston	11	05	.688	988	885	11	07	.611
Bethel	09	07	.563	908	917	09	09	.500
Curtis	09	07	.563	983	905	09	09	.500
Peninsula	08	08	.500	1041	1049	08	10	.444
Fife	04	12	.250	943	1032	06	12	.333
White River	03	13	.188	907	1054	04	14	.222
DuPont(Laughbon)	01	15	.063	848	1079	01	17	.056

Sophmore Games:

North Thurston	29	Olympia	42
North Thurston	60	Olympia	74

Middle School Games:

Chinook	30	Peninsula	22
Chinook	43	Curtis	53

All Seamount League 2nd Team: Darcy Fast(NT) Forward
 Honorable Mention: Mike Dwyer & Fred Ensign(NT)

See Reverse Side

JV Scores:

NL	North Thurston	68	Mt Tahoma	65
NL	North Thurston	54	Lincoln	57
	North Thurston	51	Shelton	53
	North Thurston	59	River Ridge	74
NL	North Thurston	45	Olympia	52
	North Thurston	50	Prairie	52
	North Thurston	63	Chehalis	57
1/6/00	North Thurston	30	Black Hills	28
	North Thurston	48	Aberdeen	59
	North Thurston	47	Timberline	48
	North Thurston	49	Centralia	40
	North Thurston	58	Tumwater	55
	North Thurston	40	Shelton	53
	North Thurston	54	River Ridge	48
	North Thurston	58	Chehalis	69
	North Thurston	42	Black Hills	48
	North Thurston	48	Aberdeen	52
	North Thurston	57	Timberline	55
	North Thurston	51	Centralia	61
	North Thurston	56	Tumwater	52

Final PAC9 League Standings

School	League			Overall		
	Wins	Losses	%	Wins	Losses	%
Shelton (4A)	14	02	.875	16	03	.850
Aberdeen	13	03	.813	16	04	.800
Black Hills	10	06	.625	13	07	.600
North Thurston	09	07	.563	11	09	.550
Timberline	08	08	.500	10	10	.500
River Ridge	08	08	.500	10	10	.500
Centralia	05	11	.313	06	14	.300
Chehalis	03	13	.188	05	15	.250
Tumwater	02	14	.111	02	18	.100

1963 - 1964 Seamount League Basketball

	North Thurston	70	Bethel	55
NL	North Thurston	59	Franklin Pierce	47
	North Thurston	45	Sumner	47
NL	North Thurston	51	Tumwater	34
	North Thurston	56	Curtis	52
NL	North Thurston	52	Olympia	55
	North Thurston	75	White River	56
NL	North Thurston	55	Franklin Pierce	57
12/4	North Thurston	76	DuPont (Laughbon)	46
	North Thurston	74	Peninsula	41
	North Thurston	51	Fife	48
	North Thurston	77	Bethel	57
	North Thurston	30	Sumner	41
	North Thurston	51	Curtis	38
	North Thurston	73	White River	48
	North Thurston	68	DuPont (Laughbon)	56
	North Thurston	58	Peninsula	48
	North Thurston	61	Fife	81

2A Playoff Basketball Game Played @ Wilson High School:

(LO)	North Thurston	47	West Bremerton	48
	PF	1,129	PA	955
	Season Total:	13 Wins	06 Losses	

Seamount League Final Standings

School	Wins	Losses	%
Fife	12	02	.852
Sumner	12	02	.852
North Thurston	11	03	.781
Bethel	06	08	.426
Curtis	06	08	.426
DuPont (Laughbon)	05	09	.355
Peninsula	04	10	.284
White River	00	14	.000

JV Games:

	North Thurston	49	Bethel	41
NL	North Thurston	30	Franklin Pierce	52
	North Thurston	70	Sumner	48
NL	North Thurston	45	Tumwater	22
	North Thurston	50	Curtis	44
NL	North Thurston	48	Olympia	51
	North Thurston	52	White River	29
NL	North Thurston	44	Franklin Pierce	47
	North Thurston	58	DuPont (Laughbon)	38
	North Thurston	70	Peninsula	43
	North Thurston	50	Fife	54
	North Thurston	65	Bethel	36
OT	North Thurston	47	Sumner	46
	North Thurston	32	Curtis	34
	North Thurston	66	White River	30

See Reverse Side

JV Scores:

NL	North Thurston	67	Mt Tahoma	57
NL	North Thurston	43	RA Long	46
	North Thurston	54	Shelton	42
	North Thurston	55	River Ridge	56
	North Thurston	35	Chehalis	42
NL	North Thurston	71	Liberty	45
NL	North Thurston	62	Skyview	72
1/2/01	North Thurston	61	Black Hills	32
	North Thurston	44	Aberdeen	50
Incomplete score	North Thurston	37 **	Timberline	28
	North Thurston	40	Centralia	65
	North Thurston	54	Tumwater	62
	North Thurston	41	Shelton	51
	North Thurston	59	River Ridge	39
	North Thurston	51	Chehalis	59
	North Thurston	49	Black Hills	41
	North Thurston	61	Aberdeen	43
	North Thurston	57	Timberline	42
	North Thurston	69	Centralia	58
	North Thurston	64	Tumwater	39

End of 3rd Quarter Score Listed only**

1961 - 1962 Seamount League Men's Basketball

North Thurston High School Jamboree:

	Shelton	31	Bethel	18
	North Thurston	18	East Bremerton	26
	Shelton	35	East Bremerton	29
	North Thurston	14	Bethel	26
NL	North Thurston	53	South Kitsap	51
	North Thurston	38	Fife	52
NL	North Thurston	58	Federal Way	68
	North Thurston	40	Curtis	61
NL	North Thurston	58	Centralia	41
	North Thurston	38	Peninsula	58
NL	North Thurston	59	Federal Way	54
NL	North Thurston	53	Centralia	42
1/5/62	North Thurston	68	White River	34
	North Thurston	62	Bethel	77
	North Thurston	43	Shelton	63
	North Thurston	45	Fife	60
	North Thurston	41	Curtis	49
	North Thurston	63	Peninsula	58
	North Thurston	57	White River	45
	North Thurston	73	Bethel	58
	North Thurston	55	Shelton	57
NL	North Thurston	45	South Kitsap	71
	Season Total:	08 Wins	10 Losses	

Seamount League Final Standings

School	Wins	Losses	%	PF	PA
Shelton	10	02	.833	722	572
Fife	10	02	.833	684	549
Curtis	10	02	.833	706	540
North Thurston	04	08	.333	623	672
Peninsula	04	08	.333	629	617
Bethel	03	09	.250	675	728
White River	01	11	.083	419	776

See Reverse Side

JV Scores:

NL	North Thurston	**	North Mason	**
	North Thurston	62	Chehalis	50
	North Thurston	56	Black Hills	63
	North Thurston	62	Aberdeen	34
	North Thurston	42	Shelton	28
	North Thurston	43	Tumwater	32
	North Thurston	58	Timberline	47
NL	North Thurston	73	Liberty	26
1/4/02	North Thurston	73	Centralia	47
	North Thurston	58	River Ridge	42
	North Thurston	46	Yelm	39
OT	North Thurston	53	Chehalis	48
OT	North Thurston	41	Black Hills	37
	North Thurston	42	Aberdeen	58
	North Thurston	45	Shelton	47
	North Thurston	55	Tumwater	48
	North Thurston	47	Timberline	41
OT	North Thurston	72	Centralia	61
	North Thurston	43	River Ridge	46
	North Thurston	46	Yelm	42

**Game Cancelled

1961 - 1962 Seamount League Men's Basketball

North Thurston High School Jamboree:

	Shelton	31	Bethel	18
	North Thurston	18	East Bremerton	26
	North Thurston	14	Bethel	26
	Shelton	35	East Bremerton	29
NL	North Thurston	53	South Kitsap	51
	North Thurston	38	Fife	52
NL	North Thurston	58	Federal Way	68
	North Thurston	40	Curtis	61
NL	North Thurston	58	Centralia	41
	North Thurston	38	Peninsula	58
NL	North Thurston	59	Federal Way	54
NL	North Thurston	53	Centralia	42
1962	North Thurston	68	White River	34
1	North Thurston	62	Bethel	77
	North Thurston	43	Shelton	63
	North Thurston	45	Fife	60
	North Thurston	41	Curtis	49
	North Thurston	63	Peninsula	58
	North Thurston	57	White River	45
	North Thurston	73	Bethel	58
	North Thurston	55	Shelton	57
NL	North Thurston	45	South Kitsap	71
	Season Total	08 Wins	10 Losses	

Seamount League Final Standings

School	Wins	Losses	%	PF	PA
Shelton	10	02	.833	722	572
Fife	10	02	.833	684	549
Curtis	10	02	.833	706	540
North Thurston	04	08	.333	623	672
Peninsula	04	08	.333	629	617
Bethel	03	09	.250	675	728
White River	01	11	.083	419	776

JV Games on Reverse Side

JV Scores:

NL	North Thurston	62	Mountain View	51
DO	North Thurston	51	Chehalis	47
NL	North Thurston	46	Mark Morris	57
OT	North Thurston	59	Tumwater	63
	North Thurston	51	Aberdeen	53

Rochester Holiday Tournament: (12-27/28-02)

NL	North Thurston	62	Steilacoom	55
NL	North Thurston	71	Rochester	23
	North Thurston	74	Timberline	39
	North Thurston	49	Black Hills	50
	North Thurston	52	Centralia	53
	North Thurston	65	Yelm	56
	North Thurston	56	River Ridge	57
	North Thurston	48	Chehalis	50
	North Thurston	49	Tumwater	53
	North Thurston	55	Aberdeen	78
	North Thurston	75	Timberline	43
	North Thurston	57	Black Hills	46
	North Thurston	55	Centralia	63
	North Thurston	47	Yelm	53
	North Thurston	67	River Ridge	61

1/3/03

1960 - 1961 Seamount League Men's Basketball

North Thurston Basketball Jamboree:

	Battle Ground	20	Curtis	12
OT	North Thurston	18	Shelton	15
	Shelton	33	Curtis	32
	Battle Ground	20	North Thurston	18
NL	North Thurston	56	South Kitsap	51
	North Thurston	73	Fife	53
NL	North Thurston	45	Stadium	55
	North Thurston	75	Curtis	63
	North Thurston	74	Peninsula	49
NL	North Thurston	41	Centralia	49
1/6/61	North Thurston	74	Bellarmine	67
	North Thurston	80	White River	41
*	North Thurston	91	Bethel	56
	North Thurston	86	Shelton	70
	North Thurston	86	Fife	66
	North Thurston	95	Curtis	53
	North Thurston	69	Peninsula	38
	North Thurston	102	White River	47
**	North Thurston	86	Bethel	47
DO	North Thurston	77	Shelton	79
NL	North Thurston	70	South Kitsap	46

*Dale Ford Scores 37 Points & Sets a School Record for Most Pts Scored by One Player in One Game (1-13/61)

**Dale Ford Scores Scores 40 Pts in One Game & Sets a School Record For Most Pts Scored by One Player in One Game (1/17/61)

Tie Breaker Game. Winner to 2A Playoffs - - Loser Out

North Thurston	66	Shelton	47
----------------	----	---------	----

(Game moved to Olympia High School. 3,100 Watch North Thurston Defeat Shelton

2A Playoff Game Played @ PLU:

(LO)	North Thurston	44	South Kitsap	43
------	----------------	----	--------------	----

2A Playoff Game Played @ Wilson High School in Tacoma:

(LO)	North Thurston	67	West Bremerton	52
------	----------------	----	----------------	----

2A State Tournament Played @ Hec-Ed Pavilion (UW - Seattle)

(LO)	North Thurston	63	Wapato	76
------	----------------	----	--------	----

(LO)	North Thurston	63	Olympia	39
------	----------------	----	---------	----

(LO)	North Thurston	60	Central Valley	65
------	----------------	----	----------------	----

North Thurston Freshman Scores:

North Thurston	38	Bethel	24
----------------	----	--------	----

North Thurston	45	DuPont	17
----------------	----	--------	----

North Thurston	27	Fife	23
----------------	----	------	----

North Thurston	59	Peninsula	51
----------------	----	-----------	----

North Thurston	58	Mary Mount Academy	20
----------------	----	--------------------	----

North Thurston	38	Curtis	32
----------------	----	--------	----

See Reverse Side

Season Total:	18	Wins	05	Losses
---------------	----	------	----	--------

JV Scores:

NL	North Thurston	43	Foss	84
	North Thurston	54	Chehalis	46
NL	North Thurston	32	Mark Morris	62
	North Thurston	45	Tumwater	40
	North Thurston	53	Aberdeen	67

Rochester Holiday Tournament (12-30 & 31-03):

North Thurston	65	Rochester	53
North Thurston	49	Castle Rock	46
North Thurston	52	Black Hills	55
North Thurston	61	Centralia	54
North Thurston	51	Timberline	42
North Thurston	49	Yelm	61
North Thurston	53	River Ridge	59
North Thurston	43	Chehalis	57
North Thurston	49	Tumwater	56
North Thurston	51	Aberdeen	58
North Thurston	51	Timberline	50
North Thurston	57	Black Hills	62
North Thurston	65	Yelm	66
North Thurston	57	River Ridge	64

1/8/04

Final PAC9 League Standings

School	League			Overall			PF	PA	GR
	Wins	Losses	%	Wins	Losses	%			
Timberline	13	03	.813	16	04	.800	1292	1137	
Aberdeen	13	03	.813	15	05	.750	1151	1042	
North Thurston	9	7	.563	11	09	.550	1226	1241	4
Black Hills	9	7	.563	11	09	.550	1031	949	4
Centralia	8	8	.500	10	10	.500	1192	1128	5
Chehalis	8	8	.500	9	11	.450	1110	1126	5
River Ridge	5	11	.313	6	14	.300	1033	1133	8
Yelm	5	11	.313	6	14	.300	1079	1168	8
Tumwater	2	14	.111	3	17	.150	1099	1353	11

Honorable Mention.

Jon Kresbser Sr Black Hills Jeff Olson Sr Tumwater Jeff Sego Jr Black Hills Nick Smith Soph Tumwater Clarence Trent Fr River Ridge

Final PAC-9 Men's Basketball Standings

School	League			Season			PF	PA	Games Behind
	W	L	%	W	L	%			
North Thurston	13	3	.813	17	3	.850	1359	1102	---
Aberdeen	11	5	.688	14	7	.667	1172	1069	2
Centralia	11	5	.688	13	7	.650	1196	1098	2
Tumwater	10	6	.625	13	7	.650	1107	1029	3
Chehalis	9	7	.563	10	10	.500	1014	932	4
River Ridge	8	8	.500	8	12	.400	1056	1099	5
Black Hills	7	9	.438	7	13	.350	977	1037	6
Timberline	0	16	.000	1	19	.033	808	1181	13

JV Games:

NL	North Thurston	57	Foss	69
	North Thurston	72	River Ridge	66
NL	North Thurston	56	Olympia	65
	North Thurston	63	Tumwater	51
	North Thurston	36	Centralia	46
	North Thurston	76	Timberline	31
NL	North Thurston	64	Clover Park	69
	North Thurston	71	Tumwater	41
NL	North Thurston	**	GP Vanier (EC Canada)	**
	North Thurston	61	Yelm	51
	North Thurston	64	Black Hills	59
	North Thurston	66	Aberdeen	41
	North Thurston	78	Chehalis	74
	North Thurston	80	River Ridge	74
	North Thurston	56	Tumwater	64
	North Thurston	68	Centralia	45
	North Thurston	81	Timberline	49
	North Thurston	67	Yelm	63
	North Thurston	69	Black Hills	61
	North Thurston	65	Aberdeen	59
	North Thurston	65	Chehalis	76

** No JV Game Played

Season Record: 14 Wins 06 Losses

1/4/05

1959 - 1960 Central League Basketball

Central League Jamboree Held @ North Thurston

West Teams : Shelton, Montesano & Elma

East Teams : North Thurston, St. Martin's & Yelm

West Teams beat the East Teams: 57 - 55

St. Martin's	13	Elma	10
Yelm	04	Montesano	07
North Thurston	08	Shelton	10
North Thurston	14	Elma	12
St. Martin's	06	Montesano	05
Yelm	10	Shelton	13

NL	North Thurston	60*	Peninsula	45
NL	North Thurston	34	Aberdeen	50
NL	North Thurston	59	Fife	39
NL	North Thurston	39	Stadium	51
NL	North Thurston	42	Yelm	46
NL	North Thurston	80	Peninsula	60
NL	North Thurston	40	Aberdeen	36
NL	North Thurston	42	Bellarmino	44
	North Thurston	59	Chehalis	79
	North Thurston	49	Shelton	51
	North Thurston	62	Elma	60
	North Thurston	54	St. Martin's	37
	North Thurston	47	Montesano	45
	North Thurston	75*	St. Martin's	57
	North Thurston	45	Chehalis	54
	North Thurston	52	Shelton	49
	North Thurston	59	Montesano	48
	North Thurston	47	Elma	46

2A Playoff Basketball Game:

(LO)	North Thurston	55	Olympia	73
------	----------------	----	---------	----

Season Total: 12 Wins 09 Losses

*Dale Ford hits 27 Points in one game (12/01/59)

*Dale Ford hits 27 Points in one game (02/05/60)

Central League Basketball Final Standings

	School	Wins	Losses	PF	PA	%
	Chehalis	09	01	693	523	.900
AA	Shelton	08	02	586	511	.800
AA	North Thurston	07	03	549	526	.700
	Elma	03	07	512	541	.300
	Montesano	03	07	469	518	.300
	St. Martin's	00	10	473	663	.000

1958 - 1959 Central League Basketball

Central League Basketball Jamboree Held @ North Thurston

Shelton	10	St. Martin's	03
Montesano	09	North Thurston	04
Elma	13	Shelton	10
Montesano	10	St. Martin's	08
Elma	11	North Thurston	08

Total Points: Elma 24, Shelton 22, Montesano 19 North Thurston 19 & St. Martin's 11

NL	North Thurston	53	Yelm	69
NL	North Thurston	34	Bellarmine	44
NL	North Thurston	59	Fife	47
NL	North Thurston	43	Yelm	44
	North Thurston	54	Shelton	42
NL	North Thurston	39	Peninsula	27
NL	North Thurston	37	Fife	31
1959	North Thurston	52	Montesano	37
	North Thurston	47	Elma	63
	North Thurston	74	St. Martin's	61
	North Thurston	58	Raymond	52
	North Thurston	48	Chehalis	54
	North Thurston	58	Montesano	50
	North Thurston	50	St. Martin's	31
OT	North Thurston	64	Chehalis	61
	North Thurston	50	Raymond	48
	North Thurston	42	Elma	47

1A District Tournament Playoff Basketball Games:

	North Thurston	43	Elma	47
(LO)	North Thurston	37	Raymond	32
(LO)	North Thurston	46	Evergreen (Van)	62

Season Total: 13 Wins 08 Losses

See Reverse Side

1957 - 1958 Central League Men's Basketball

Basketball Jamboree: (Held @ North Thurston)

North Thurston, Olympia & St. Martin's (East Teams) Shelton, Elma & Montesano (West Teams)

	Olympia	10	Elma	13
	North Thurston	17	Shelton	06
	St. Martin's	07	Montesano	09
	St. Martin's	07	Shelton	14
	Olympia	09	Montesano	02
OT	North Thurston	19	Elma	24
	West Teams Points	70	East Team Points	69

NL	North Thurston	46	Bethel	33
NL	North Thurston	51	Bethel	43
	North Thurston	51	Shelton	41
NL	North Thurston	49	Peninsula	35
	North Thurston	60	Montesano	34
NL	North Thurston	37	Centralia	48
NL	North Thurston	50	Yelm	43
NL	North Thurston	34	Centralia	57
1/3/58	North Thurston	56	Chehalis	54
	North Thurston	58	Elma	53
	North Thurston	45	St. Martin's	40
	North Thurston	53	Raymond	52
NL	North Thurston	58	Yelm	50
	North Thurston	56	Montesano	43
	North Thurston	68	Shelton	54
	North Thurston	61	St. Martin's	57
	North Thurston	59	Chehalis	70
	North Thurston	62	Raymond	43
	North Thurston	55	Elma	46

1A Playoff Games:

	North Thurston	65	Elma	63
	North Thurston	41	Chehalis	58
(LO)	North Thurston	54	Castle Rock	52
(LO)	North Thurston	36	Elma	47

Season Total: 18 Wins 05 Losses

1957 - 1958 Central League Men's Basketball Champions

1958 All Central League First Team:

Larry McGaughy & Bernie Keller No Thurston & Tom Evans Elma Forwards
 Larry Long Chehalis Center Lowell Wood Chehalis & Pat Katzer Elma
 Guards

1958 All Central League 2nd Team:

Al Schorno St Martins Center Ray Vessey Montesano & Frank Bower No Thurston
 Forwards Duke Daniels Chehalis & Gene Caldwell Shelton Guards

See Reverse Side

1956 - 1957 Central League Basketball

North Thurston Jamboree:

East Teams: North Thurston, St. Martin's Olympia Blue Team
 West Teams: Montesano, Shelton, Olympia White Team

Shelton	08	North Thurston	06
St. Martin's	07	Olympia White Team	03
Montesano	14	Olympia Blue Team	04
St. Martin's	09	Montesano	08
Shelton	13	Olympia Blue Team	12
North Thurston	15	Olympia White Team	14

West Team wins Jamboree w/combined Scores of 60 - 57

NL	North Thurston	39	Fife	23
NL	North Thurston	55	Foster	40
NL	North Thurston	64	Foster	51
	North Thurston	44	St. Martin's	72
NL	North Thurston	68	Yelm	37
	North Thurston	47	Montesano	50
NL	North Thurston	48	Bethel	45
NL	North Thurston	66	Yelm	50
1/2/57	North Thurston	43	Fife	41
	North Thurston	40	Raymond	43
	North Thurston	54	Shelton	40
	North Thurston	46	Chehalis	65
	North Thurston	50	Elma	43
	North Thurston	57	St. Martin's	52
	North Thurston	37	Montesano	43
	North Thurston	50	Raymond	49
	North Thurston	59	Shelton	45
	North Thurston	56	Chehalis	59
	North Thurston	40	Elma	46
	Season Total:	12 Wins	07 Losses	

All Central League First Team:

Gary Hogan Elma & Joe Monroe St. Martins, Forwards Bill Turner Chehalis
 Center Joe Malik Elma & Dick Reiton Shelton Guards

All Central League 2nd Team:

Norm Bunko Shelton & Jim Adams Montesano Forwards Frank Bower North
 Thurston Center Gary Petrie & Larry Mills Chehalis Guards

JV Team Scores:

NL	North Thurston	24	Fife	45
NL	North Thurston	NR	Foster	NR
NL	North Thurston	30	Foster	42
	North Thurston	24	St. Martin's	36
NL	North Thurston	39	Yelm	51
	North Thurston	35	Montesano	37
NL	North Thurston	30	Yelm	38

See Reverse Side

JV Scores:

NL	North Thurston	71	Wilson	64
	North Thurston	50	River Ridge	38
NL	North Thurston	52	Olympia	46
	North Thurston	69	Tumwater	63
	North Thurston	51	Aberdeen	58
	North Thurston	68	Centralia	53
	North Thurston	82	Timberline	46**

Mark Morris Holiday Tournament (12-30 & 31-05):

NL	North Thurston	52	Kelso	43
NL	North Thurston	46	Mark Morris	57
1/3/06	North Thurston	55	Yelm	37
	North Thurston	54	Black Hills	41
	North Thurston	40	Chehalis	56
	North Thurston	37	River Ridge	36
	North Thurston	57	Tumwater	56
	North Thurston	64	Aberdeen	43
	North Thurston	53	Centralia	39
	North Thurston	43	Timberline	44
	North Thurston	50	Yelm	38
	North Thurston	48	Black Hills	57
	North Thurston	58	Chehalis	45

** 1 TF on Timberline Coach & 1 TF on Timberline Player (12/19/05)

1955 - 1956 Central League Basketball Season

NL		North Thurston	42		Fife	56
NL		North Thurston	34		Bethel	50
NL		North Thurston	42		Foster	58
		North Thurston	47		St Martin's	57
		North Thurston	57		Montesano	71
NL	OT	North Thurston	57		Yelm	55
NL		North Thurston	48		Fife	72
NL	1956	North Thurston	39		Yelm	38
		North Thurston	38		Raymond	47
		North Thurston	44		Shelton	62
		North Thurston	50		Chehalis	72
		North Thurston	43		St Martin's	40
		North Thurston	36		Elma	73
		North Thurston	51		Montesano	45
		North Thurston	61		Raymond	66
NL		North Thurston	44		Bellarmino	58
NL		North Thurston	45		Bellarmino	48
		North Thurston	45		Shelton	77
		North Thurston	49		Chehalis	72
		North Thurston	50		Elma	58
		Season Total:	4	Wins	16	Losses

See Reverse Side for Statistics

NORTH THURSTON'S BASKETBALL CHAMPIONSHIPS
STARTING WITH 1957 - 1958

Won Basketball Championship outright in the year 1957 - 1958 . League Record 11 Wins 1 Loss. Season Record 16 Win 3 Losses. The one loss was to Chehalis - - score was 70 - 59. Lost at the District Tournament and didn't make it to state Class A Tournament.

Co-Champions of the Seamount League with Shelton in 1960 - 1961. League Record was 11 Wins 1 Loss. The one loss was to Shelton - - score was Shelton 79 No Thurston 77 in DO. Season Record was 18 Wins 5 Losses. State Tournament Appearance. Ended up 13th in the state. (Best win at the tournament was over Olympia - - North Thurston 63 Olympia 39) (LO) Olympia was ranked 2nd in the state poll.

Co-Champion of the Black Hills League with Aberdeen in 1970 - 1971. League Record was 14 Wins 2 Losses. Season Record 15 Wins 6 Losses. Lost in the District Playoff game to Hudson's Bay. (Hudson's Bay 55 North Thurston 52)

Co -Champions of the Narrows League with Lincoln in 1993-1994. League Record was 16 Wins 2 Losses. Season Record was 21 Wins 6 Losses. (Won 5th in State) Lost the first game to Kamiakin. Kamiakin 62 North Thurston 53, then won the final three games.

Co-Champions of the Narrows League with Mt. Tahoma in 1994-1995. League Record was 14 Wins 4 Losses. Season record was 15 Wins 7 Losses. Lost in District Tournament (Lost to Bethel 62 North Thurston 58).

Won PAC-9 Basketball Championship outright in the year of 2004 - 2005 with a record of (Last game yet to be played with Chehalis - - Record as it now stands is 16 Wins 3 Losses.